




2160 VEHICULAR DC SWING GATE OPERATOR

THE NEXT GENERATION OF ACCESS CONTROL

Smart, brushless DC swing gate automation with battery backup

- 115 / 230 VAC selectable input or 24 VDC
- Brushless DC motor available in 500W (½ HP) or 750W (1 HP) configurations
- Split housing design allows easy access without removing the gate arm
- Heavy-duty steel frame built for continuous-duty operation
- Integrated battery backup with two (2) 7.5 Ah batteries
- 5-year limited warranty
- Five (5) programmable relays
- Six (6) programmable UL inputs
- Built-in Diagnostics
- Electronic magnetic limit switches for precise, reliable gate positioning



**eVolve™ Smart
Controller**

Built-in smart controls with Digital Onboard Operator Controls and Programming Access Controller via RS485. USB configuration backup, event logging, and diagnostics.

Residential • Commercial • Industrial



**Easy Onboard
Programming**

Intuitive onboard LCD interface allows fast setup, adjustment, and diagnostics directly at the operator—no external devices required.



**BRUSHLESS
MOTOR**

**Powerful Brushless
DC Motors**

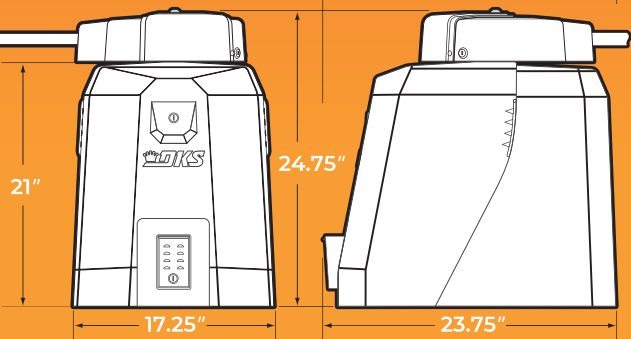
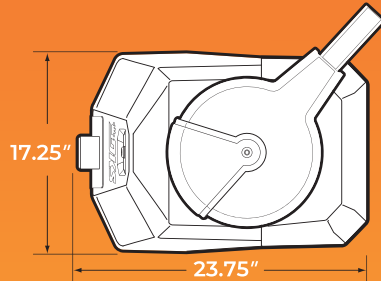
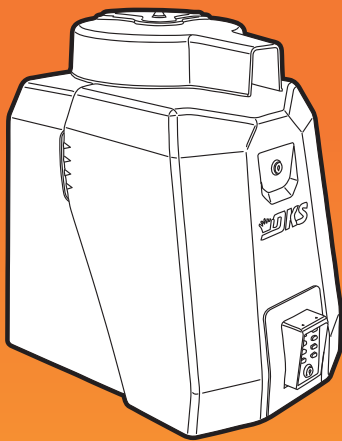
Up to 1,800 lb swing gate capacity for demanding residential and commercial applications.



**Built from the
Ground Up**

Heavy-duty steel construction with a durable semi-gloss black powder coat engineered for continuous-duty residential and commercial applications.

DKS[®] eVolve™ 2160 VEHICULAR DC SWING GATE OPERATOR



2160-380

2160-381

CLASS OF OPERATION	I, II, III, IV	I, II, III, IV
MAX GATE LENGTH	18 ft (5.49 m)	22 ft (6.71 m)
MAX GATE WEIGHT	1,200 lb (544 kg)	1,800 lb (816 kg)
MOTOR	Motor Brushless 36 VDC ¹ 500W (½ HP)	Motor Brushless 36 VDC ¹ 750W (1 HP)
INPUT	115 / 230 - 1 ^Ø VAC 5 A / 3 A	115 / 230 - 1 ^Ø VAC 7A / 4A
AC POWER CYCLES PER HOUR	Continuous	Continuous
BATTERY BACK-UP ² (QTY. 2 REQUIRED)	60 cycles with 7.5 Ah batteries 150 cycles with 18 Ah batteries	40 cycles with 7.5 Ah batteries 100 cycles with 18 Ah batteries

Note 1: 36 VDC motor is operated at 24 VDC.

Note 2: Approximate cycles. The number of cycles using only battery back-up will vary depending on the weight of the gate, the length of the gate, the operating condition of the gate, temperature and the charge state of the batteries.

TECHNICAL FEATURES

Class of Operation: I, II, III, IV

Maximum Gate Weight:

- 2160-380: 1,200 lb
- 2160-381: 1,800 lb

Maximum Gate Length:

- 2160-380: 18 ft
- 2160-381: 22 ft

Pulling Medium: Harmonic Arm

Adjustable Speed: 90° in 10-12 seconds

Gearbox Reduction: 60:1

Power Loss Operation: Push Button, Constant Pressure

Manual Release: Keyed Release

Power Switches: AC / DC

Motor (Brushless 36 VDC¹):

- 2160-380: 500W (½ HP)
- 2160-381: 750W (1 HP)

Input Power VAC: 115 / 230 - 1^Ø

Amps (115 / 230 VAC):

- 2160-380: 5A / 3A
- 2160-381: 7A / 4A

Accessory Device Power: 24 VDC, 3A

Battery Backup: Two (2) 7.5 Ah batteries

SMART CONTROLS (EVOLVE™)

- Onboard LCD operator programming USB configuration backup and restore
- Built-in diagnostics and event logging
- Supports plug-in accessory hub modules
- Compatible with DKS access control systems

MISCELLANEOUS

Environmental:

-10°F to 158°F (-23°C to 70°C)

With optional heater kit: -40°F to 158°F (-40°C to 70°C)

Heater Kit:

Thermostatically controlled heater kit required for operation below freezing temperatures to prevent battery damage.

Heater kit is for AC-powered operators only.

Shipping Weight:

Approximately 175-225 lb (79-102 kg), depending on model and options selected.

Safety Requirements:

Operator requires monitored Type B1 and/or Type B2 entrapment protection devices.



DoorKing®, Inc.

Access Control Solutions since 1948



120 S. Glasgow Avenue,
Inglewood, California 90301 U.S.A.
Tel: 310-645-0023 FAX: 310-641-1586
www.doorking.com

© 2026 All Rights Reserved.
Product specifications may
change without notice. Rev. 5/26



MEMBER:



DISTRIBUTED BY: