


eVolve™

THE NEXT GENERATION OF ACCESS CONTROL

Smart, brushless DC slide gate automation with battery backup

- 115 / 230 VAC selectable input or 24 VDC
- Brushless DC motor available in 500W (½ HP) or 750W (1 HP) configurations
- Removable cover allows fast, unobstructed access
- Heavy-duty steel frame built for continuous-duty operation
- Moves gates up to 40 ft or 3,500 lbs
- Integrated battery backup with two (2) 7.5 Ah batteries
- 5-year limited warranty
- Five (5) programmable relays
- Six (6) programmable UL inputs
- Built-in Diagnostics



**eVolve™ Smart
Controller**

Built-in smart controls with Digital Onboard Operator Controls and Programming Access Controller via RS485 . USB configuration backup, event logging, and diagnostics.

Residential • Commercial • Industrial



**Easy Onboard
Programming**

Intuitive onboard LCD interface allows fast setup, adjustment, and diagnostics directly at the operator—no external devices required.



**BRUSHLESS
MOTOR**

**Powerful Brushless
DC Motors**

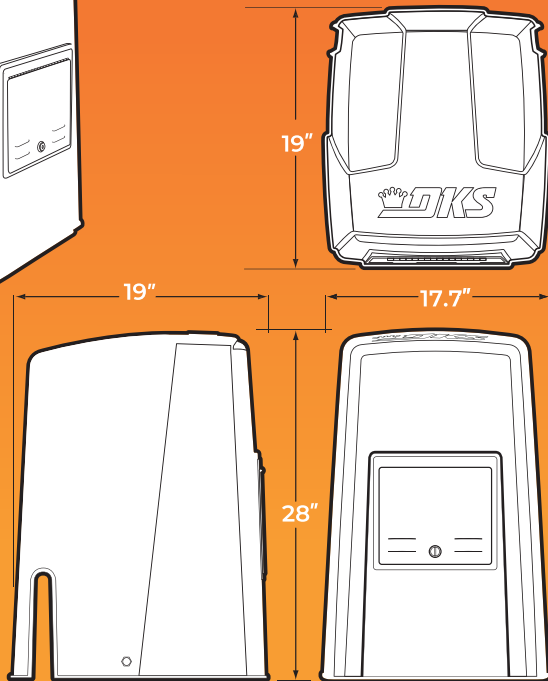

Up to 3,500 lb slide gate capacity for demanding residential and commercial applications.



**Built from the
Ground Up**

Heavy-duty steel construction with a durable semi-gloss black powder coat engineered for continuous-duty residential and commercial applications.

DKS[®] 2170 VEHICULAR DOOR KING[®] DC SLIDE GATE OPERATOR



TECHNICAL FEATURES

MECHANICAL

Class of Operation: I, II, III, IV

Maximum Gate Weight:

- 2170-380 / 382: 2,300 lb

- 2170-381 / 383: 3,500 lb

Maximum Gate Length:

- 2170-380 / 382: 40 ft

- 2170-381 / 383: 40 ft

Pulling Medium: #40 Nickel Chain

Adjustable Speed: 12 in/Sec (max)

Gearbox Reduction: 30:1

Duty Cycle: Continuous

Power Loss Operation: Push Button, Constant Pressure

Manual Release: Internal/Manual

Motor (Brushless 36 VDC¹):

- 2170-380 / 382: 500W (½ HP)

- 2170-381 / 383: 750W (1 HP)

Input Power VAC: 115 / 230 - 1^Ø

Amps (115 / 230 VAC):

- 2170-380 / 382: 5A / 3A

- 2170-381 / 383: 7A / 4A

Accessory Device Power: 24 VDC, 3A

Battery Backup: Two (2) 7.5 Ah batteries

SMART CONTROLS (EVOLVE™)

- Onboard LCD operator programming USB configuration backup and restore
- Built-in diagnostics and event logging
- Supports plug-in accessory hub modules
- Compatible with DKS access control systems

MISCELLANEOUS

Environmental:

-10°F to 158°F (-23°C to 70°C)

With optional heater kit: -40°F to 158°F (-40°C to 70°C)

Heater Kit:

Thermostatically controlled heater kit required for operation below freezing temperatures to prevent battery damage.

Heater kit is for AC-powered operators only.

Shipping Weight:

Approximately 175-225 lb (79-102 kg), depending on model and options selected.

Safety Requirements:

Operator requires monitored Type B1 and/or Type B2 entrapment protection devices.



2170-380 / 382

2170-381 / 383

CLASS OF OPERATION

I, II, III, IV

I, II, III, IV

MAX GATE LENGTH

40 ft
(12.192 m)

40 ft
(12.192m)

MAX GATE WEIGHT

2,300 lb
(1043 kg)

3,500 lb
(1587 kg)

MOTOR

Motor Brushless 36 VDC¹
500W (½ HP)

Motor Brushless 36 VDC¹
750W (1 HP)

INPUT

115 / 230 - 1^Ø VAC
5 A / 3 A

115 / 230 - 1^Ø VAC
7A / 4A

BATTERY BACKUP

TWO (2) 7.5 AH

TWO (2) 7.5 AH

MAXIMUM CYCLES

40 cycles with 7.5 Ah batteries
150 cycles with 18Ah batteries

40 cycles with 7.5 Ah batteries
150 cycles with 18Ah batteries

DUTY CYCLE

Continuous

Continuous

Note 1: 36 VDC motor is operated at 24 VDC.

DoorKing[®], Inc.

Access Control Solutions since 1948



120 S. Glasgow Avenue,
Inglewood, California 90301 U.S.A.
Tel: 310-645-0023 FAX: 310-641-1586
www.doorking.com

© 2026 All Rights Reserved.
Product specifications may
change without notice. Rev. 5/26



MEMBER:



DISTRIBUTED BY: