



## Using DoorKing 2112 with iPhone Ois 16.1.2 or Higher

When using an iPhone with DoorKing 2112 video entry systems, be aware that the iPhone can answer the incoming call from the entry system in two different modes; banner mode or dark screen mode. Banner mode is when the iPhone is active by some means, like using an app, checking email, etc. Dark mode is when the iPhone is idle and the screen is black.

*HINT: Add the entry system phone number to your iPhone contact list and add a name. In the examples below, the name added was DoorKing.*

### Dark Screen Mode

An incoming call from the entry system will light up the screen and a slide switch will appear at the bottom of the screen allowing you to answer the call (Fig 1). Once the call is answered, the Face ID screen will momentarily appear (Fig 2) and will then change to the answer screen (Fig 3). The iPhone will answer the call with audio only. To view the live video feed from the 2112 camera and launch the DKS Resident app, press the DKS 2112 Resident button, or press the red X to hang up.

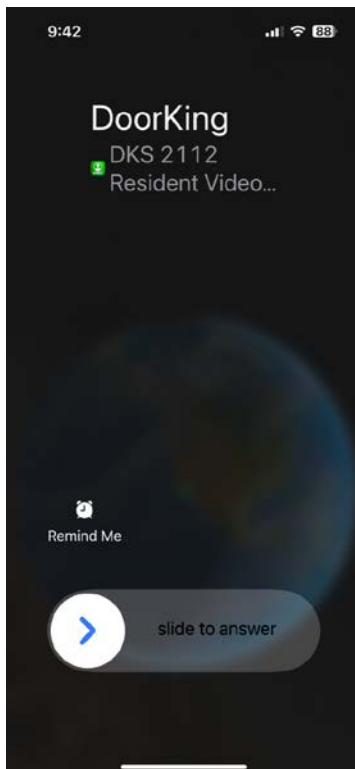


Fig 1

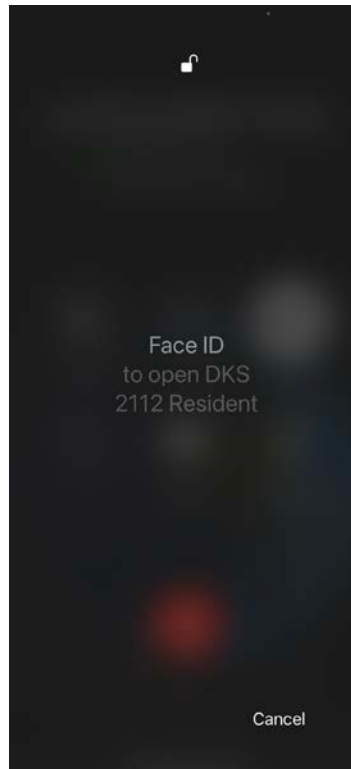


Fig 2

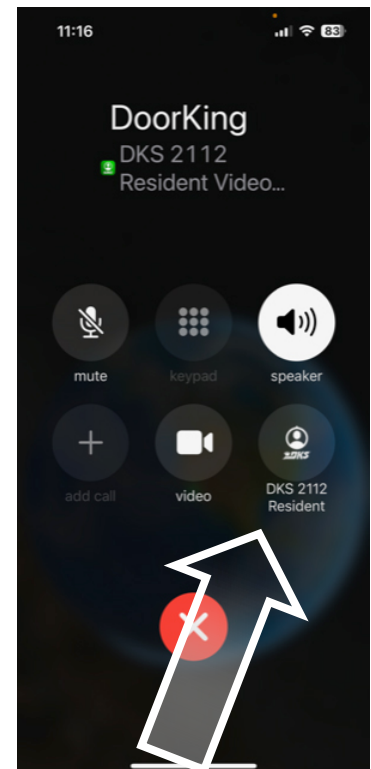


Fig 3

## Banner Mode

When the iPhone is active and not in dark screen mode, the incoming call will display a banner across the top of the screen allowing the call to be answered or rejected. Once the call is answered by tapping the blue check answer key, the 2112 resident app will automatically launch.

