

MOUNTING KIOSKS

ACCESS CONTROL



1200-160


1200-175

1200-170


IDEAL FOR WALK-UP PEDESTRIAN APPLICATIONS

- Telephone entry system mounting kiosks are ideal for walk-up pedestrian applications and are designed for DKS Flush Mount systems
- Baked on crinkle coat enamel finish is durable and weather resistant
- Lockable electrical panel includes 4 convenience outlets for accessory transformers, and mounting space for surge suppressors and an access control radio receiver
- Kiosks feature ultra-bright energy saving LEDs to provide illumination to the entry system

**APARTMENT COMPLEXES • COLLEGE RESIDENTS HALLS
• MIXED USE BUILDINGS • COMMERCIAL • INDUSTRIAL
• PARKING • RESIDENTIAL**



Lockable
electrical compartment



Baked on Enamel Finish
for weather resistance



Built-in
ultra-bright LED lighting

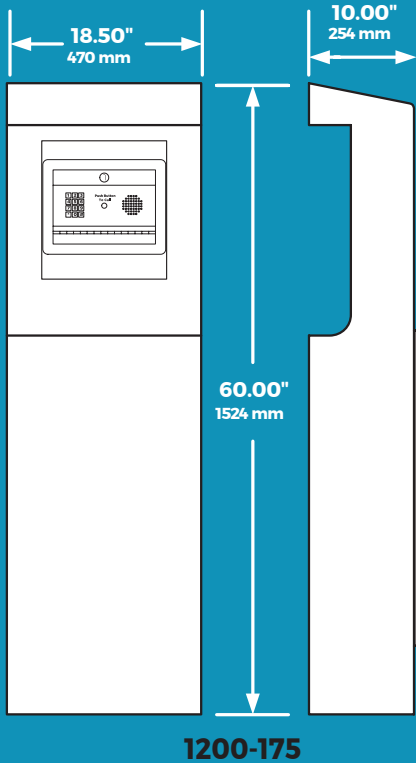
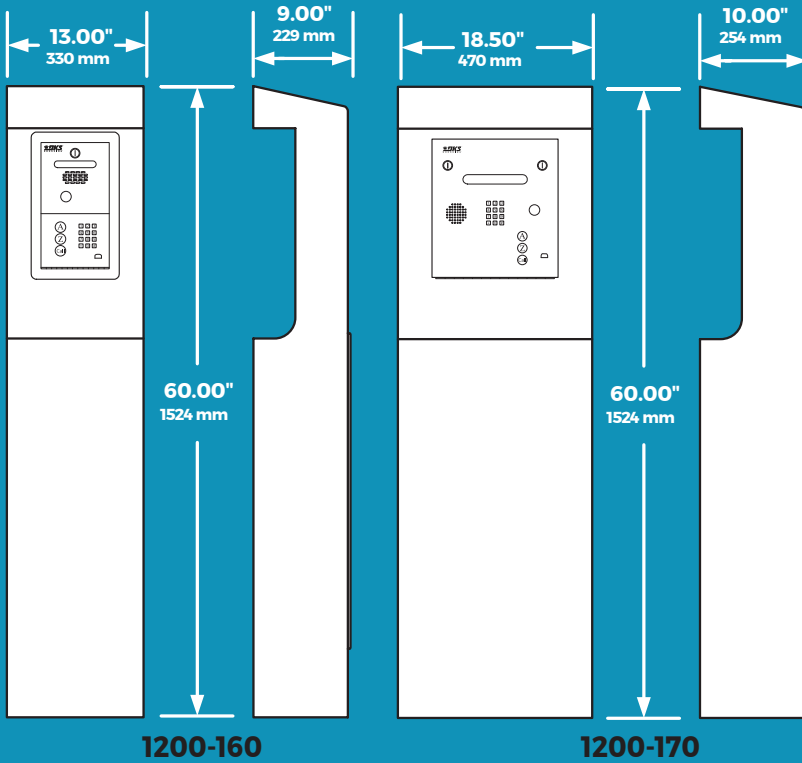


Electrical Compartment
for 4 accessory transformers, and mounting space for surge suppressors and an access control radio receiver

ACCESS CONTROL **SOLUTIONS**



MOUNTING KIOSKS ACCESS CONTROL



TECHNICAL FEATURES

MOUNTING KIOSKS

1200-160

60" high x 13" wide x 9" deep

Use with DKS 1802 and 1802-EPD Flush Mount units only.

1200-170

60" high x 18.5" wide x 10" deep

Use with DKS 1803, 1810, 1833, 1834, 1835, 1837 Flush Mount 80 Series models only.

1200-175

60" high x 18.5" wide x 10" deep

Use with DKS 1812 Classic, 1812 Plus and 1812 Access Plus Flush Mount units only.

All Kiosks

Designed for use with Flush Mount systems only.

Kiosks are pad mounted.

Locked accessory compartment holds four (4) transformers, three (3) surge suppressors, and a radio receiver.

All models include ultra-bright LED lighting to illuminate entry system.

DoorKing® Inc.

Access Control Solutions since 1948



120 S. Glasgow Avenue,
Inglewood, California 90301 U.S.A.
Tel: 310-645-0023 FAX: 310-641-1586
www.doorking.com

© 2025 All Rights Reserved.
Product specifications may
change without notice. Rev. 6/25



MEMBER:



DISTRIBUTED BY:

