



Section A2

Product Reference Guide – January 2026

Telephone / Video Entry & Access Control Systems

| Date | Page | Comment |
|---------|------|--|
| 1-1-26 | All | Reference guide published. |
| 1-6-26 | 31 | Added 1984-010 wireless Wiegand baseboard and 2132-111 post mount adapter. |
| 1-13-26 | 29 | Editorial corrections. |
| | | |
| | | |
| | | |
| | | |
| | | |
| | | |
| | | |
| | | |

Entry System Connection Options and Cloud Programming– Your Choice

DoorKing 1830 Series entry system connection options include the DoorKing Cloud as an added benefit at no additional cost. Using the DoorKing Cloud, you can program and manage your access system from any device (laptop, tablet, smartphone) with an internet connection – a dedicated PC is no longer needed. The DoorKing Cloud is included with Cellular, VoIP, DoIP and IM Server subscriptions.

For more information, please visit:

<https://www.doorking.com/easy-connect/programming/cloud>

4G-LTE Cellular Service (Plug & Play)

- Voice and Programming (wireless via the cellular network)
- DKS Cellular (subscription based service)

Internet (VoIP) Connection (Plug & Play)

- Voice and Programming (wired connection)
- DKS Internet or VoIP subscription service required
- Requires 1830-186 Network Adapter for programming¹
- Requires 1815-578 VoIP adapter for DKS VoIP¹ or use third party VoIP adapter²
- Plug & Play for LAN and WAN connections 2334-080^{3,4}

1: Subscription service.

2: DoorKing does not guarantee third party VoIP service. Third party VoIP subscription may be required.

3: Combines 1830-186, 1815-578 and Ethernet switch into a single enclosure.

4: IMPORTANT! When used with 1830 Series systems, the 1830 Series circuit board MUST be Revision Z or higher.

Internet (VoIP) Connection (Manual IP Configuration)

- Voice and Programming (wired connection)
- Manual setup – requires 1830-185 Network adapter
- Manual setup required: determine Default Gateway, set your IP address, setup Port Forwarding, configure Firewall for access, order Static IP address from internet provider or setup DDNS host account
- Compatible with most VoIP providers¹

1: DoorKing does not guarantee third party VoIP service. Third party VoIP subscription may be required.

Land Line Telephone Service³ (POTS line, Cable or Fiber¹)

- Voice and Programming (wired connection)
- Programming options:
 - IM Server Modem (subscription based service)
 - Modem to Modem²

1: Not applicable if Cable or Fiber is a cloud based telephone service.

2: Not compatible with all modems. Requires phone line and modem at programming PC.

3: DoorKing does not recommend using POTS (Plain Old Telephone Service) as a connection option and does not guarantee modem connections as many phone company services and switches no longer support modem communications.

TTY Connection Options

- Allows hearing impaired persons to connect their TTY device to the telephone entry system.
- P/N 1830-310 is factory installed at time of order.
- P/N 1830-315 is an add-on device that can be added to the telephone entry system at any time.

Table of Contents

Telephone Entry & Access Control

| | |
|---|----|
| Model 1802 | 4 |
| Model 1808 | 6 |
| Model 1810 | 8 |
| Model 1812 | 10 |
| Model 1816 | 12 |
| Model 1819 | 14 |
| Model 1833 | 16 |
| Model 1834 | 18 |
| Model 1835 | 20 |
| Model 1837 | 22 |
| Model 1838 | 24 |
| Model 1838 Access Plus | 26 |
| Model 2108 / 2112 Video Entry Systems | 28 |
| Model 2132 / 2137 Video Entry Systems | 30 |

Accessories

| | |
|--|----|
| Connection Options..... | 32 |
| Elevator Control..... | 33 |
| Tracker Expansion Boards | 34 |
| Wireless Kits for Tracker Expansion Boards | 35 |
| Telephone Entry Systems Mounting Kits..... | 36 |
| Utility Enclosures | 37 |
| Accessories | 38 |
| Replacement Components | 39 |

1802 Telephone Entry System

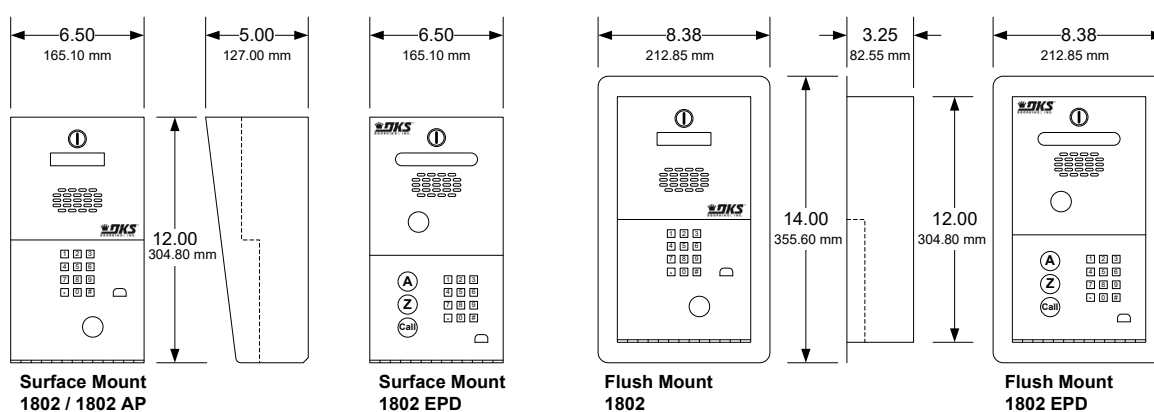
Residential, Commercial

1802 / 1802 EPD

- Hands free full duplex voice communication
- Programmable Directory Codes (1-4 digits)
- 16-digit dialing
- Includes 16 VAC power transformer
- Backlit keypad and A-Z-CALL buttons (EPD only)

1802 AP (Access Plus) ONLY

- Control up to 8 entry points
- IP Addressable
- PC Programmable
- 2-Digit directory codes
- 20-digit dialing
- Includes 16 VAC power transformer



| Model | Phone Numbers | Directory ⁶ Names | Entry Codes ¹ | Device Codes ² | Relays | Auxiliary Inputs ³ | Expansion ⁴ | Computer Programmable ⁵ | Temporary Codes | Holiday Schedules |
|---------------------|---------------|------------------------------|--------------------------|---------------------------|--------|-------------------------------|------------------------|------------------------------------|-----------------|-------------------|
| 1802 | 600 | N/A | 1000 | 0 | 2 | 1 | No | No | 5 | No |
| 1802EPD | 100 | 100 | 100 | 0 | 2 | 1 | No | No | 5 | No |
| 1802AP ⁷ | 27 | N/A | 0 | 100 | 2 | 2 | 6 Max | Yes | 10 | Yes |

1. Entry codes are four (4) digits only and are not the same as device codes. Entry codes grant access when entered on the entry system keypad (or secondary keypad) only.
2. Device codes refer to any five (5) digit RS-485 device used to access an entry point, such as cards, transmitters or PINs (Personal Identification Number). Five (5) digit device codes can also be used on the system keypad.
3. 1802 and 1802EPD, auxiliary input allows a switch closure to activate relay 2, or can be set to auto-dial a preprogrammed telephone number. 1802 AP uses a standard RS-485 data input.
4. Six (6) additional entry points can be controlled via RS-485 card readers, AVID tag readers, RF receivers or digital keypads.
5. AP Programming software available for free download at doorking.com.
6. Single line 16 character 5/16 LCD display.
7. Access Plus model does not have any programming display or electronic directory.

1802 Telephone Entry System

Residential, Commercial

1802 Telephone Entry Systems

1802-082 Surface Mount
1802-089 Flush Mount
1802-090 Surface Mount EPD
1802-091 Flush Mount EP
1802-092 Surface Mount AP (Access Plus)
1802-093 Flush Mount AP (Access Plus)

Service Connection Options

1800-081 Cellular Voice + Data^{1,2}
1800-080 Cellular Voice + Data^{1,3}
1815-578 VoIP Adapter⁴
1 - Cellular service plan required. See Section D1.
2 - Use with 1802 AP models.
3 - Use with 1802 and 1802 EPD models.
4 - DKS VoIP subscription required. See Section D1.

1802 Lobby Panels

1802-083 Surface Mount
1802-094 Flush Mount
Lobby panels can only be used with the 1816 or 1820 telephone intercom system. They cannot be connected directly to telephone service.

Accessories

1506-081 Secondary Keypad surface mount
1506-091 Secondary Keypad flush mount
1804-193 External Speaker
1801-008 Backup Battery 12-Volt .8 Ah
2600-588 Heater Kit (1802, 1802 AP)
2600-582 LCD Heater (1802 EPD)
1812-145 CCTV Color Camera
1807-012 Handset Kit (surface mount only)
1802-111 Post Mount Adapter Plate¹
1. Required if mounting 1802 to gooseneck post.

1830-310 TTY Add-on Factory Installed
1830-315 TTY Add-on Kit

1802 AP (ACCESS PLUS ONLY) Expansion Options

2354-010 Conversion Board
1815-235 Conversion Board w/Enclosure
Converts 26-bit Wiegand to RS-485. Requires 12-16 VDC power.

1812-018 12-VDC, 1A Transformer
1200-080 Transformer Box

1816-083 Intercom Phone Expansion
The 1816-083 expands the "No Phone Line" telephone intercom interface on Access Plus systems from a single phone line up to 11 phone lines. The system can be further expanded to interface with up to a maximum of 23 phone lines.

RS-485 Card Readers (ACCESS PLUS ONLY)

1815-337 DK ProxPlus Secure
1815-332 DK Prox Reader
1815-232 ID Tech Reader
1815-233 AWID Reader
1815-234 HID Reader

RS-485 Keypads (ACCESS PLUS ONLY)

1513-081 Surface Mount
1513-082 Flush Mount

RS-485 RF Controls (ACCESS PLUS ONLY)

8053-080 MicroPlus Receiver

1808 Telephone Entry System

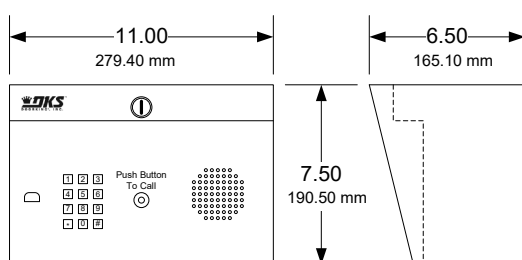
Residential, Commercial

1808

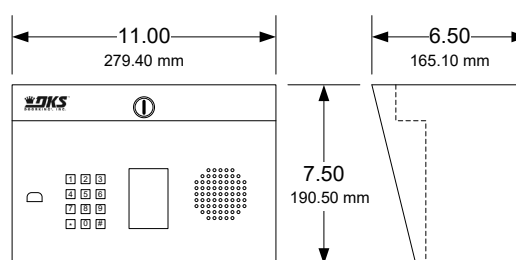
- Hands free full duplex voice communication
- Programmable Directory Codes (1-4 digits)
- 16-digit dialing
- Includes 16 VAC power transformer

1808 AP (Access Plus) ONLY

- Control up to 8 entry points
- IP Addressable
- PC Programmable
- 2-Digit directory codes
- 20-digit dialing
- Includes 16 VAC power transformer



**Surface Mount
1808**



**Surface Mount w/Directory
1808 / 1808 AP**

| Model | Phone Numbers | Directory ⁶ Names | Entry Codes ¹ | Device Codes ² | Relays | Auxiliary Inputs ³ | Expansion ⁴ | Computer Programmable ⁵ | Temporary Codes | Holiday Schedules |
|---------------------|---------------|------------------------------|--------------------------|---------------------------|--------|-------------------------------|------------------------|------------------------------------|-----------------|-------------------|
| 1808 | 600 | N/A | 1000 | 0 | 2 | 1 | No | No | 5 | No |
| 1808AP ⁷ | 27 | N/A | 0 | 100 | 2 | 2 | 6 Max | Yes | 10 | Yes |

1. Entry codes are four (4) digits only and are not the same as device codes. Entry codes grant access when entered on the entry system keypad (or secondary keypad) only.
2. Device codes refer to any five (5) digit RS-485 device used to access an entry point, such as cards, transmitters or PINs (Personal Identification Number). Five (5) digit device codes can also be used on the system keypad.
3. 1808 auxiliary input allows a switch closure to activate relay 2, or can be set to auto-dial a preprogrammed telephone number. 1808 AP uses a standard RS-485 data input.
4. Six (6) additional entry points can be controlled via RS-485 card readers, AVID tag readers, RF receivers or digital keypads.
5. AP Programming software available for free download at doorking.com.
6. Paper directory.
7. Directory can be printed from Access Plus programming software.

1808 Telephone Entry System

Residential, Commercial

1808 Telephone Entry Systems

1808-082 Surface Mount w/Directory
 1808-084 Surface Mount
 1808-085 Surface Mount AP (Access Plus)

1808 Lobby Panels

1808-081 Surface Mount
 1808-083 Surface Mount w/Directory
Lobby panels can only be used with the 1816 or 1820 telephone intercom system. They cannot be connected directly to telephone service.

Service Connection Options

1800-081 Cellular Voice + Data^{1,2}
 1800-080 Cellular Voice + Data^{1,3}
 1815-578 VoIP Adapter⁴
*1 - Cellular service plan required. See Section D1.
 2 - Use with 1802 AP models.
 3 - Use with 1802 and 1802 EPD models.
 4 - DKS VoIP subscription required. See Section D1.*

Accessories

1506-081 Secondary Keypad surface mount
 1506-091 Secondary Keypad flush mount
 1804-193 External Speaker
 1801-008 Backup Battery 12-Volt .8 Ah
 1812-145 CCTV Color Camera

 1830-310 TTY Add-on Factory Installed
 1830-315 TTY Add-on Kit

1808 AP (ACCESS PLUS ONLY) Expansion Options

2354-010 Conversion Board
 1815-235 Conversion Board w/Enclosure
Converts 26-bit Wiegand to RS-485. Requires 12-16 VDC power.

1812-018 12-VDC, 1A Transformer
 1200-080 Transformer Box

1816-083 Intercom Phone Expansion
The 1816-083 expands the "No Phone Line" telephone intercom interface on Access Plus systems from a single phone line up to 11 phone lines. The system can be further expanded to interface with up to a maximum of 23 phone lines.

RS-485 Card Readers (ACCESS PLUS ONLY)

1815-337 DK ProxPlus Secure
 1815-332 DK Prox Reader
 1815-232 ID Tech Reader
 1815-233 AWID Reader
 1815-234 HID Reader

RS-485 Keypads (ACCESS PLUS ONLY)

1513-081 Surface Mount
 1513-082 Flush Mount

RS-485 RF Controls (ACCESS PLUS ONLY)

8053-080 MicroPlus Receiver

1810 Telephone Entry System

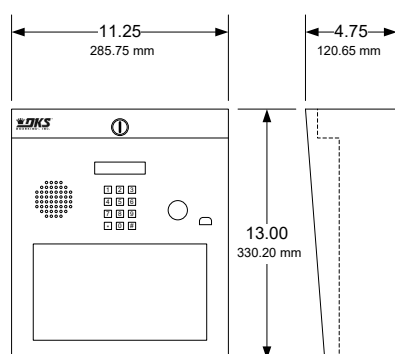
Residential, Commercial

1810

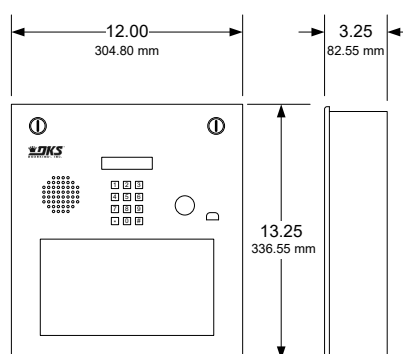
- Hands free full duplex voice communication
- Programmable Directory Codes (1-4 digits)
- 16-digit dialing
- Includes 16 VAC power transformer

1810 AP (Access Plus) ONLY

- Control up to 8 entry points
- IP Addressable
- PC Programmable
- 2-Digit directory codes
- 20-digit dialing
- Includes 16 VAC power transformer



Surface Mount
1810 / 1810 AP



Flush Mount
1810 / 1810 AP

| Model | Phone Numbers | Directory ⁶ Names | Entry Codes ¹ | Device Codes ² | Relays | Auxiliary Inputs ³ | Expansion ⁴ | Computer Programmable ⁵ | Temporary Codes | Holiday Schedules |
|---------------------|---------------|------------------------------|--------------------------|---------------------------|--------|-------------------------------|------------------------|------------------------------------|-----------------|-------------------|
| 1810 | 600 | N/A | 1000 | 0 | 2 | 1 | No | No | 5 | No |
| 1810AP ⁷ | 27 | N/A | 0 | 100 | 2 | 2 | 6 Max | Yes | 10 | Yes |

1. Entry codes are four (4) digits only and are not the same as device codes. Entry codes grant access when entered on the entry system keypad (or secondary keypad) only.
2. Device codes refer to any five (5) digit RS-485 device used to access an entry point, such as cards, transmitters or PINs (Personal Identification Number). Five (5) digit device codes can also be used on the system keypad.
3. 1810 auxiliary input allows a switch closure to activate relay 2, or can be set to auto-dial a preprogrammed telephone number. 1810 AP uses a standard RS-485 data input.
4. Six (6) additional entry points can be controlled via RS-485 card readers, AVID tag readers, RF receivers or digital keypads.
5. AP Programming software available for free download at doorking.com.
6. Paper directory.
7. Access Plus model does not have any programming display. Directory can be printed from Access Plus programming software.

1810 Telephone Entry System

Residential, Commercial

1810 Telephone Entry Systems

1810-080 Surface Mount
1810-084 Flush Mount
1810-095 Surface Mount AP (Access Plus)
1810-096 Flush Mount AP (Access Plus)

1810 Lobby Panels

1810-088 Surface Mount
1810-090 Flush Mount
Lobby panels can only be used with the 1816 or 1820 telephone intercom system. They cannot be connected directly to telephone service.

Service Connection Options

1800-081 Cellular Voice + Data^{1,2}
1800-080 Cellular Voice + Data^{1,3}
1815-578 VoIP Adapter⁴
*1 - Cellular service plan required. See Section D1.
2 - Use with 1802 AP models.
3 - Use with 1802 and 1802 EPD models.
4 - DKS VoIP subscription required. See Section D1.*

Accessories

1803-150 Surface Mount Recess Kit
1814-165 Flush Mount Kit Stainless Steel
1814-152 Surface Mount Ring for Flush Units

Accessories

1506-081 Secondary Keypad surface mount
1506-091 Secondary Keypad flush mount
1804-193 External Speaker
1801-008 Backup Battery 12-Volt .8 Ah
2600-584 Heater Kit
1812-145 CCTV Color Camera
1807-012 Handset Kit (*surface mount only*)

1830-310 TTY Add-on Factory Installed

1810 AP (ACCESS PLUS ONLY) Expansion Options

2354-010 Conversion Board
1815-235 Conversion Board w/Enclosure
Converts 26-bit Wiegand to RS-485. Requires 12-16 VDC power.

1812-018 12-VDC, 1A Transformer
1200-080 Transformer Box

1816-083 Intercom Phone Expansion
The 1816-083 expands the "No Phone Line" telephone intercom interface on Access Plus systems from a single phone line up to 11 phone lines. The system can be further expanded to interface with up to a maximum of 23 phone lines.

RS-485 Card Readers (ACCESS PLUS ONLY)

1815-337 DK ProxPlus Secure
1815-332 DK Prox Reader
1815-232 ID Tech Reader
1815-233 AWID Reader
1815-234 HID Reader

RS-485 Keypads (ACCESS PLUS ONLY)

1513-081 Surface Mount
1513-082 Flush Mount

RS-485 RF Controls (ACCESS PLUS ONLY)

8053-080 MicroPlus Receiver

1812 Telephone Entry Systems

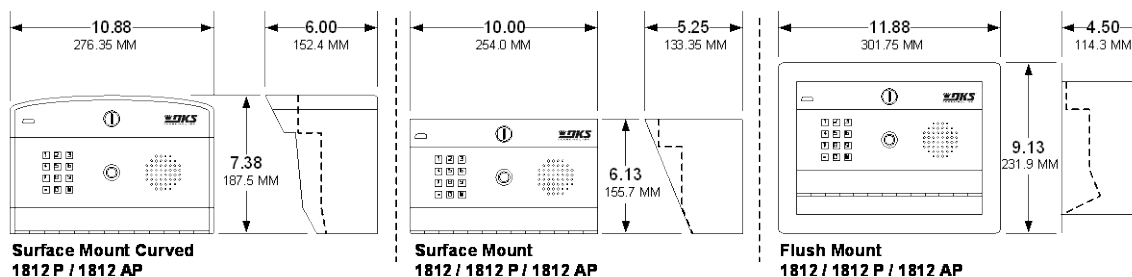
Residential

1812 (Classic)

- 2-Digit directory codes
- 11-digit dialing
- Includes 24 VAC transformer
- Call Forward Time Zones
- Do Not Disturb
- Analog Voice Circuit

1812 P and 1812 AP

- 2-Digit directory codes
- 20-digit dialing
- Includes 16 VAC transformer
- Call Forward Time Zones
- Do Not Disturb Feature
- HD Digital Voice Circuit



| Model | Phone Numbers | Directory Names | Entry Codes ^{1,6} | Device Codes ² | Relays | Auxiliary Inputs ³ | Expansion ⁴ | Computer Programmable ⁵ | Temporary Codes | Holiday Schedules |
|--------|---------------|-----------------|----------------------------|---------------------------|--------|-------------------------------|------------------------|------------------------------------|-----------------|-------------------|
| 1812 | 3 | N/A | 25 / 25 | 0 | 2 | 0 | No | No | 5 | No |
| 1812P | 27 | N/A | 0 | 50 | 2 | 0 | No | No | 10 | No |
| 1812AP | 27 | N/A | 0 | 50 | 2 | 2 | 6 | Yes | 10 | Yes |

- Entry codes are four (4) digits on the 1812. Entry codes grant access when entered on the entry system keypad (or secondary keypad) only.
- Device codes refer to any five (5) digit RS-485 device used to access an entry point, such as cards, transmitters or PINs (Personal Identification Number). Five (5) digit device codes can also be used as entry codes and are used on the system keypad.
- 1812 AP uses a standard RS-485 data input.
- Six (6) additional entry points can be controlled via RS-485 card readers, AVID tag readers, RF receivers or digital keypads.
- Access Plus Programming software available for free download at doorking.com.
- Each relay can be programmed with 25 entry codes with specific functions (see the installation manual 1812-065 for detailed information).
 - 14 momentary activation codes
 - 1 flash code
 - 5 hold codes
 - 5 time zone codes

1812 Telephone Entry Systems

Residential

1812 Classic Systems

1812-081 Surface Mount
1812-097 Surface Mount w/Camera
1812-087 Flush Mount

1812 Plus Systems

1812-095 Surface Mount Curved
1812-089 Surface Mount
1812-098 Surface Mount w/Camera
1812-091 Flush Mount

Service Connection Options

1800-081 Cellular Voice + Data^{1,2}
1800-080 Cellular Voice + Data^{1,3}
1815-578 VoIP Adapter⁴

1 - Cellular service plan required. See Section D1.

2 - Use with 1802 AP models.

3 - Use with 1802 and 1802 EPD models.

4 - DKS VoIP subscription required. See Section D1.

Accessories

1812-105 Stainless Steel Surface Mount Housing¹
1506-081 Secondary Keypad surface mount
1506-091 Secondary Keypad flush mount
2600-588 Heater Kit (for surface mount units)
2600-582 Heater Kit (for flush mount units)
1830-310 TTY Add-on Factory Installed
1830-315 TTY Add-on Kit
1812-145 CCTV Color Camera (use w/ 088, 093, 094)
1812-147 CCTV Color Camera
1812-074 Conversion Kit³

1 - Replaces the black steel housing.

2 - Secondary keypad not available on Plus models.

3 - Upgrades older 1812 units to an 1812 Access Plus unit.

1812 Access Plus Systems

1812-096 Surface Mount Curved
1812-090 Surface Mount
1812-099 Surface Mount w/Camera
1812-092 Flush Mount

1812 Access Plus Expansion Options

2354-010 Conversion Board
1815-235 Conversion Board w/Enclosure
Converts 26-bit Wiegand to RS-485. Requires 12-16 VDC power.

1812-018 12-VDC, 1A Transformer
1200-080 Transformer Box

1816-083 Intercom Phone Expansion

The 1816-083 expands the "No Phone Line" telephone intercom interface on Access Plus systems from a single phone line up to 11 phone lines. The system can be further expanded to interface with up to a maximum of 23 phone lines.

RS-485 Card Readers (ACCESS PLUS ONLY)

1815-337 DK ProxPlus Secure
1815-332 DK Prox Reader
1815-232 ID Tech Reader
1815-233 AWID Reader
1815-234 HID Reader

RS-485 Keypads (ACCESS PLUS ONLY)

1513-081 Surface Mount
1513-082 Flush Mount

RS-485 RF Controls (ACCESS PLUS ONLY)

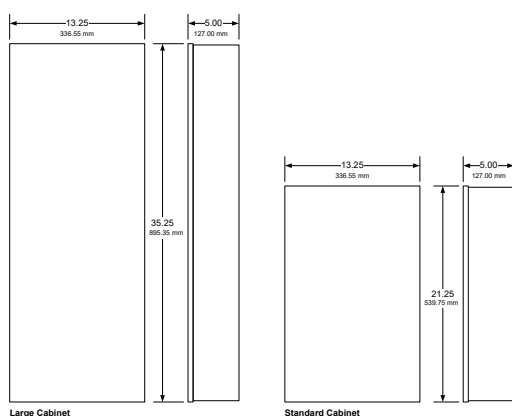
8053-080 MicroPlus Receiver

1816 Telephone Intercom Systems

Commercial

1816

- Full duplex voice communication
- Interfaces with up to 1200 phone lines
- Tennant C.O. phone service not required
- Programmable directory codes
- Lobby panel / Doorman caller ID
- Built-in call waiting
- Do Not Disturb feature



| Model | Phone Numbers | Directory Names | Entry Codes ¹ | Caller ID | Relays | Doorman Phone | Resident Features ² | Call Out Numbers | Directory Codes |
|-------|---------------|-----------------|--------------------------|-----------|--------|---------------|--------------------------------|------------------|-----------------|
| 1816 | 1200 | N/A | 1200 | Yes | 1 | Yes | No | 10 | Programmable |

1. Entry codes are four (4) digits. Entry codes grant access when entered on the entry system keypad (or secondary keypad) only.
2. Resident programmable features include: Call Waiting; Do-Not-Disturb; Call Forwarding.

1816 Telephone Intercom Systems

Commercial

1816 Systems

Step 1: Main Control Cabinet

1816-080 Houses 13 Relay Boards (156 lines)

1816-082 Houses 5 Relay Boards (60 lines)

Main control cabinets do not include relay boards.

Step 2: Relay Boards

1982-010

One (1) relay board is required for every 12 phone lines to be interfaced.

Step 3: Decoder Board (if required)

1881-010 Decoder Board

Decoder board(s) are required if the system expands beyond five (5) relay boards. One (1) decoder board is required for every eight (8) relay boards beyond the first five (5) relay boards.

Step 4: Auxiliary Cabinet (if required)

1816-081 Auxiliary Cabinet

Holds up to 16 relay boards and two (2) decoder boards.

Step 5: Phone Blocks and Cables

2370-010 RJ71C Phone Block

One (1) RJ71C is required for each relay board in the system.

1882-042 Connecting Cable

One (1) connecting cable is required for each relay board in the system.

1882-044 Connecting Cable Special Length

Add cost per foot to 1882-042.

Step 6: Lobby Panels

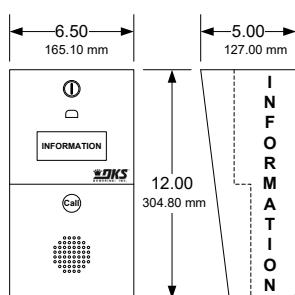
Select lobby panels from the 1802, 1808, 1810 series pages.

1819 Information Telephone System

Commercial

1819

- Full duplex voice communication
- Stores a single phone number
- 10 and 11 digit dialing
- Call button



Surface Mount

| Model | Phone Numbers | Directory | Entry Codes | Device Codes | Relays | Auxiliary Inputs | Expansion ⁴ | PC Programmable | Elevator Control | Transaction Buffer |
|-------|---------------|-----------|-------------|--------------|--------|------------------|------------------------|-----------------|------------------|--------------------|
| 1819 | 1 | N/A | 0 | 0 | 1 | 0 | 0 | No | No | No |

1. The 1819 is designed as an information phone only. Pressing the CALL button causes the system to dial to a preprogrammed telephone number.

1819 Information Telephone System Commercial

1819 Telephone Entry System

1819-080 Surface Mount

Service Connection Options

1800-080 Cellular Voice + Data¹

1815-578 VoIP Adapter²

1 - Cellular service plan required. See Section D1.

2 - DKS VoIP subscription required. See Section D1.

Accessories

1801-008 Backup Battery 12-Volt .8 Ah

2600-588 Heater Kit

1802-111 Post Mount Adapter Plate¹

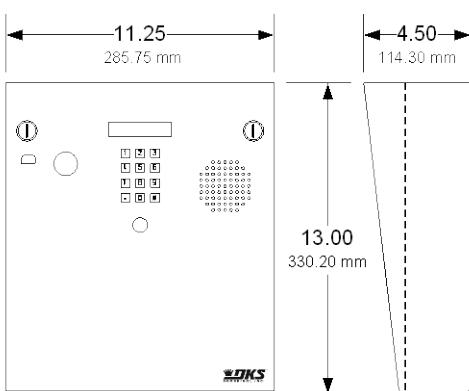
1 - Required if mounting the unit to a goose neck post.

1833 Telephone Entry / Access Control System

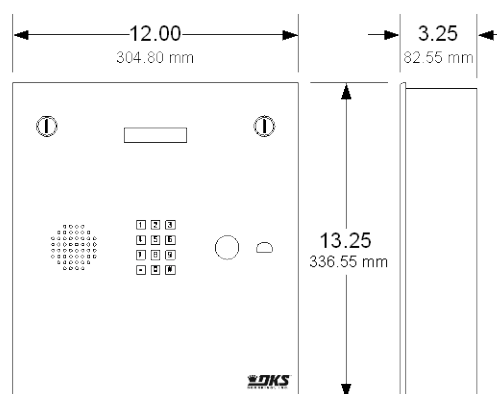
Residential, Commercial

1833

- Full duplex voice communication
- Stores up to 3000 phone numbers
- 255 area codes
- Programmable directory codes
- 10 and 11 digit dialing
- Built-in clock/calendar
- Three (3) built-in relays
- Two (2) 26-bit wiegand inputs
- Expandable to control up to 24 entrances
- 31 security (permission) levels
- 32 holiday schedules
- True anti-pass back features



80 Series - Surface Mount



80 Series - Flush Mount

| Model | Phone Numbers | Directory | Entry Codes ¹ | Device Codes ² | Relays | Auxiliary Inputs ³ | Expansion ⁴ | DKS Cloud Programming ⁵ | Elevator Control | Transaction Buffer |
|-------|---------------|-----------|--------------------------|---------------------------|--------|-------------------------------|------------------------|------------------------------------|------------------|--------------------|
| 1833 | 3000 | N/A | 3000 | 8000 | 3 | 2 | 48 Max | Yes | Yes | 8000 |

1. Entry codes are four (4) digits only and are not the same as device codes. Entry codes grant access when entered on the entry system keypad (or secondary keypad) only.
2. Device codes refer to any five (5) digit 26-bit wiegand device used to access an entry point, such as cards, transmitters or PINs (Personal Identification Number). Five (5) digit device codes can also be used on the system keypad.
3. 1833 has two 26-bit wiegand inputs.
4. Up to 48 additional entry points can be controlled via card readers, AVID tag readers, RF receivers or digital keypads using wired tracker expansion boards. This is reduced to 24 if using wireless expansion.
5. DKS Cloud is included with connection service subscription plans. Programming with a dedicated PC is available using the Remote Account Manager software - available for free download at doorking.com.

1833 Telephone Entry / Access Control System

Residential, Commercial

1833 Telephone Entry / Access Control System

1833-080 80 Series Surface Mount
1833-084 80 Series Flush Mount

Service Connection Options

1800-080 Cellular Voice + Data¹
2334-080 VoIP – TCP/IP Control Box^{3,5}
1815-578 VoIP Adapter^{2,4}
1830-186 Plug & Play^{3,4} (Plug & Play)
1830-185 Network Adapter (Manual Setup)
1 – DKS Cellular subscription required. See Section D1.
2 – DKS VoIP subscription required. See Section D1.
3 – DKS VoIP or Data over IP subscription required. See Section D1.
4 – 1815-578 is required for voice, 1830-186 or 1830-185 is required for data
5 – Combines the 1815-578 and 1830-186 into a common housing with built-in ethernet switch.

80 Series Mounting Accessories

1803-150 Surface Mount Recess Kit
1814-165 Flush Mount Kit Stainless Steel
1814-152 Surface Mount Ring for Flush Units

Accessories

1506-081 Secondary Keypad surface mount
1506-091 Secondary Keypad flush mount
1804-193 External Speaker
1801-008 Backup Battery 12-Volt .8 Ah
2600-584 Heater Kit
1812-145 CCTV Color Camera
1812-147 Camera (use with surface mount only)
1807-012 Handset Kit (surface mount only)
1830-310 TTY Add-on Factory Installed
1830-315 TTY Add-on Kit

Expansion Options

2358-010 Tracker Expansion Board
2351-080 Sgl Box¹ (1 board max)
2351-085 Sgl Box¹ + 1470-080 900 MHz RF Module
2351-082 QUAD Box¹ Pre-wired (4 boards max)
1 – Includes one (1) 2358-010 board and 16V, 40 VA transformer.

Expansion Option Wireless Kits

2333-080 Base Board Kit¹ 900 MHz
1470-080 Expansion Board Kit² 900 MHz
2332-080 Dual channel repeater 900 MHz
1 - One (1) base board kit is installed in the 1833 controller.
2 – Expansion board kit(s) are installed on each 2358 tracker board.

1514-079 900 MHz antenna extension kit
8064-046 Coax cable extension 13-ft (3.9m)
1514-028 Disk antenna 900 MHz
1514-019 Six-inch (152mm) antenna 900 MHz
1514-140 Wireless range test kit 900 MHz

Elevator Control

2348-040¹ Elevator control board + hardware
2348-080² Lockable enclosure
2348-081³ Lockable enclosure large
1 – Includes board and mounting hardware.
2 – Includes one (1) 2348-010 board. Room for two (2) boards' total.
3 – Includes one (1) 2340-010 board. Room for four (4) boards' total.

1834 Telephone Entry / Access Control System

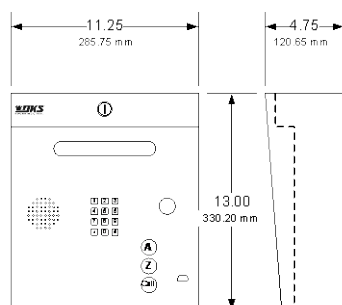
Residential, Commercial

1834 80 Series

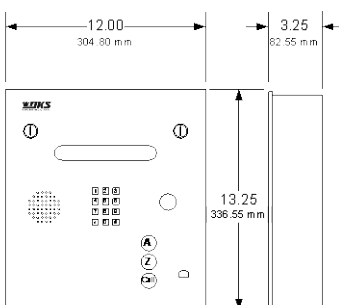
- Separate surface and flush mount designs
- Surface mount includes black hood
- Optional surface mount trim ring
- Optional stainless steel flush mount kit
- Optional stainless steel wall mount trim ring for flush units

1834 90 Series

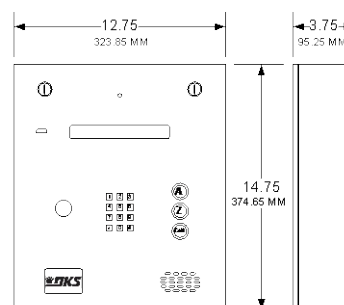
- Larger cabinet
- One design for surface, flush or wall mounting
- Dual locks, double weather seal
- Space for card reader¹, IP camera, TCP-IP adapter
- Optional 12 ga. hood, stainless steel or black
- Optional stainless steel flush mount kit



80 Series - Surface Mount



80 Series - Flush Mount



90 Series - Surface, Flush or Wall Mount

| Model ¹ | Phone Numbers | Directory | Entry Codes ² | Device Codes ³ | Relays | Auxiliary Inputs ⁴ | Expansion | DKS Cloud Programming ⁵ | Elevator Control | Transaction Buffer |
|--------------------|---------------|-------------------|--------------------------|---------------------------|--------|-------------------------------|-----------|------------------------------------|------------------|--------------------|
| 1834 | 3000 | 1-Line Electronic | 3000 | 0 | 2 | 0 | No | Yes | No | 8000 |

1. 90 Series internal card reader mounting will accommodate the following card readers only: 1815-302 (DK Prox), 1815-380 (HID), 1815-215 (ID-Teck). Note that the 1834 does not have inputs for the card reader. Any card reader installed in the 1834 will have to be connected to another access controller. See 1835 if a built-in card reader is desired.
2. Entry codes are four (4) digits only and are not the same as device codes. Entry codes grant access when entered on the entry system keypad (or secondary keypad) only.
3. Device codes refer to any five (5) digit 26-bit wiegand device used to access an entry point, such as cards, transmitters or PINs (Personal Identification Number). Five (5) digit device codes can also be used on the system keypad.
4. 1834 does not have any 26-bit wiegand inputs.
5. DKS Cloud is included with connection service subscription plans. Programming with a dedicated PC is available using the Remote Account Manager software - available for free download at doorking.com.

1834 Telephone Entry / Access Control System

Residential, Commercial

1834 Telephone Entry / Access Control System

1834-080 80 Series Surface Mount

1834-084 80 Series Flush Mount

1834-090 90 Series Surface, Flush or Wall Mount

Service Connection Options

1800-080 Cellular Voice + Data¹

2334-080 VoIP – TCP/IP Control Box^{3,5}

1815-578 VoIP Adapter^{2,4}

1830-186 Plug & Play^{3,4} (Plug & Play)

1830-185 Network Adapter (Manual Setup)

1 – DKS Cellular subscription required. See Section D1.

2 – DKS VoIP subscription required. See Section D1.

3 – DKS VoIP or Data over IP subscription required. See Section D1.

4 – 1815-578 is required for voice, 1830-186 or 1830-185 is required for data

5 – Combines the 1815-578 and 1830-186 into a common housing with built-in ethernet switch.

80 Series Mounting Accessories

1803-150 Surface Mount Recess Kit

1814-165 Flush Mount Kit Stainless Steel

1814-152 Surface Mount Ring for Flush Units

90 Series Mounting Accessories

1814-180 Stainless Steel Hood (12 ga)¹

1814-185 Black Hood (12 ga)

1814-200 Flush Kit (Rough-in box + trim ring)

1 – Recommended for corrosive environments such as coastal areas.

Accessories

1506-081 Secondary Keypad surface mount

1506-091 Secondary Keypad flush mount

1804-193 External Speaker

1801-008 Backup Battery 12-Volt .8 Ah

2600-584 Heater Kit

1812-145 CCTV Color Camera

1807-012 Handset Kit (surface mount only)

1830-310 TTY Add-on Factory Installed

1830-315 TTY Add-on Kit

1835 Telephone Entry / Access Control System

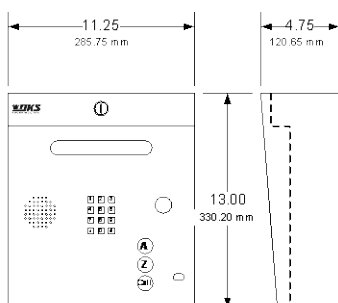
Residential, Commercial

1835 80 Series

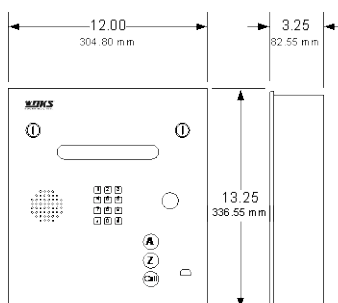
- Separate surface and flush mount designs
- Surface mount includes black hood
- Optional surface mount trim ring
- Optional stainless steel flush mount kit
- Optional stainless steel wall mount trim ring for flush units

1835 90 Series

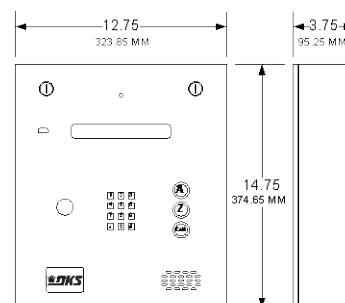
- Larger cabinet
- One design for surface, flush or wall mounting
- Dual locks, double weather seal
- Space for card reader, IP camera, TCP-IP adapter
- Optional 12 ga. hood, stainless steel or black
- Optional stainless steel flush mount kit



80 Series - Surface Mount



80 Series - Flush Mount



90 Series - Surface, Flush or Wall Mount

| Model ¹ | Phone Numbers | Directory | Entry Codes ² | Device Codes ³ | Relays | Auxiliary Inputs ⁴ | Expansion ⁵ | DKS Cloud Programming ⁶ | Elevator Control | Transaction Buffer |
|--------------------|---------------|-------------------|--------------------------|---------------------------|--------|-------------------------------|------------------------|------------------------------------|------------------|--------------------|
| 1835 | 3000 | 1-Line Electronic | 3000 | 8000 | 3 | 2 | 48 Max | Yes | Yes | 8000 |

1. 90 Series internal card reader mounting will accommodate the following card readers only: 1815-302 (DK Prox), 1815-380 (HID), 1815-215 (ID-Teck).
2. Entry codes are four (4) digits only and are not the same as device codes. Entry codes grant access when entered on the entry system keypad (or secondary keypad) only.
3. Device codes refer to any five (5) digit 26-bit wiegand device used to access an entry point, such as cards, transmitters or PINs (Personal Identification Number). Five (5) digit device codes can also be used on the system keypad.
4. 1835 has two 26-bit wiegand inputs.
5. Up to 48 additional entry points can be controlled via card readers, AVID tag readers, RF receivers or digital keypads using wired tracker expansion boards. This is reduced to 24 if using wireless expansion.
6. DKS Cloud is included with connection service subscription plans. Programming with a dedicated PC is available using the Remote Account Manager software - available for free download at doorking.com.

1835 Telephone Entry / Access Control System

Residential, Commercial

1835 Telephone Entry / Access Control System

1835-080 80 Series Surface Mount
 1835-084 80 Series Flush Mount
 1835-090 90 Series Surface, Flush or Wall Mount

Service Connection Options

1800-080 Cellular Voice + Data¹
 2334-080 VoIP – TCP/IP Control Box^{3,5}
 1815-578 VoIP Adapter^{2,4}
 1830-186 Plug & Play^{3,4} (Plug & Play)
 1830-185 Network Adapter (Manual Setup)
1 – DKS Cellular subscription required. See Section D1.
2 – DKS VoIP subscription required. See Section D1.
3 – DKS VoIP or Data over IP subscription required. See Section D1.
4 – 1815-578 is required for voice, 1830-186 or 1830-185 is required for data
5 – Combines the 1815-578 and 1830-186 into a common housing with built-in ethernet switch.

80 Series Mounting Accessories

1803-150 Surface Mount Recess Kit
 1814-165 Flush Mount Kit Stainless Steel
 1814-152 Surface Mount Ring for Flush Units

90 Series Mounting Accessories

1814-180 Stainless Steel Hood (12 ga)¹
 1814-185 Black Hood (12 ga)
 1814-200 Flush Kit (Rough-in box + trim ring)
1 – Recommended for corrosive environments such as coastal areas.

Accessories

1506-081 Secondary Keypad surface mount
 1506-091 Secondary Keypad flush mount
 1804-193 External Speaker
 1801-008 Backup Battery 12-Volt .8 Ah
 2600-584 Heater Kit
 1812-145 CCTV Color Camera
 1807-012 Handset Kit (surface mount only)
 1830-310 TTY Add-on Factory Installed
 1830-315 TTY Add-on Kit

Expansion Options

2358-010 Tracker Expansion Board
 2351-080 Sgl Box¹ (1 board max)
 2351-085 Sgl Box¹ + 1470-080 900 MHz RF Module
 2351-082 QUAD Box¹ Pre-wired (4 boards max)
1 – Includes one (1) 2358-010 board and 16V, 40 VA transformer.

Expansion Option Wireless Kits

2333-080 Base Board Kit¹ 900 MHz
 1470-080 Expansion Board Kit² 900 MHz
 2332-080 Dual channel repeater 900 MHz
1 - One (1) base board kit is installed in the 1833 controller.
2 – Expansion board kit(s) are installed on each 2358 tracker board.

1514-079 900 MHz antenna extension kit
 8064-046 Coax cable extension 13-ft (3.9m)
 1514-028 Disk antenna 900 MHz
 1514-019 Six-inch (152mm) antenna 900 MHz
 1514-140 Wireless range test kit 900 MHz

Elevator Control

2348-040¹ Elevator control board + hardware
 2348-080² Lockable enclosure
 2348-081³ Lockable enclosure large
1 – Includes board and mounting hardware.
2 – Includes one (1) 2348-010 board. Room for two (2) boards' total.
3 – Includes one (1) 2340-010 board. Room for four (4) boards' total.

1837 Telephone Entry / Access Control System

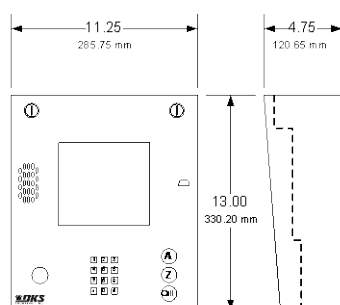
Residential, Commercial

1837 80 Series

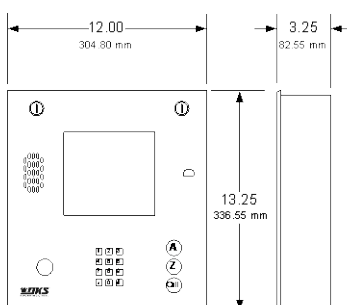
- Separate surface and flush mount designs
- Surface mount includes black hood
- Optional surface mount trim ring
- Optional stainless steel flush mount kit
- Optional stainless steel wall mount trim ring for flush units

1837 90 Series

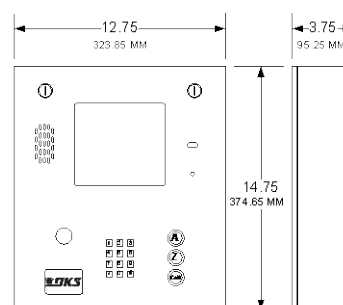
- Larger cabinet
- One design for surface, flush or wall mounting
- Dual locks, double weather seal
- Space for card reader, IP camera, TCP-IP adapter
- Optional 12 ga. hood, stainless steel or black
- Optional stainless steel flush mount kit



80 Series - Surface Mount



80 Series - Flush Mount



90 Series - Surface, Flush or Wall Mount

| Model ¹ | Phone Numbers | Directory | Entry Codes ² | Device Codes ³ | Relays | Auxiliary Inputs ⁴ | Expansion ⁵ | DKS Cloud Programming ⁶ | Elevator Control | Transaction Buffer |
|--------------------|---------------|-------------------|--------------------------|---------------------------|--------|-------------------------------|------------------------|------------------------------------|------------------|--------------------|
| 1837 | 3000 | 8-Line Electronic | 3000 | 8000 | 3 | 2 | 48 Max | Yes | Yes | 8000 |

1. 90 Series internal card reader mounting will accommodate the following card readers only: 1815-302 (DK Prox), 1815-380 (HID), 1815-215 (ID-Teck).
2. Entry codes are four (4) digits only and are not the same as device codes. Entry codes grant access when entered on the entry system keypad (or secondary keypad) only.
3. Device codes refer to any five (5) digit 26-bit wiegand device used to access an entry point, such as cards, transmitters or PINs (Personal Identification Number). Five (5) digit device codes can also be used on the system keypad.
4. 1837 has two 26-bit wiegand inputs.
5. Up to 48 additional entry points can be controlled via card readers, AVID tag readers, RF receivers or digital keypads using wired tracker expansion boards. This is reduced to 24 if using wireless expansion.
6. DKS Cloud is included with connection service subscription plans. Programming with a dedicated PC is available using the Remote Account Manager software - available for free download at doorking.com.

1837 Telephone Entry / Access Control System

Residential, Commercial

1837 Telephone Entry / Access Control System

1837-080 80 Series Surface Mount
1837-084 80 Series Flush Mount
1837-090 90 Series Surface, Flush or Wall Mount

Service Connection Options

1800-080 Cellular Voice + Data¹
2334-080 VoIP – TCP/IP Control Box^{3,5}
1815-578 VoIP Adapter^{2,4}
1830-186 Plug & Play^{3,4} (Plug & Play)
1830-185 Network Adapter (Manual Setup)
1 – DKS Cellular subscription required. See Section D1.
2 – DKS VoIP subscription required. See Section D1.
3 – DKS VoIP or Data over IP subscription required. See Section D1.
4 – 1815-578 is required for voice, 1830-186 or 1830-185 is required for data
5 – Combines the 1815-578 and 1830-186 into a common housing with built-in ethernet switch.

80 Series Mounting Accessories

1803-150 Surface Mount Recess Kit
1814-165 Flush Mount Kit Stainless Steel
1814-152 Surface Mount Ring for Flush Units

90 Series Mounting Accessories

1814-180 Stainless Steel Hood (12 ga)¹
1814-185 Black Hood (12 ga)
1814-200 Flush Kit (Rough-in box + trim ring)
1 – Recommended for corrosive environments such as coastal areas.

Accessories

1506-081 Secondary Keypad surface mount
1506-091 Secondary Keypad flush mount
1804-193 External Speaker
1801-008 Backup Battery 12-Volt .8 Ah
2600-584 Heater Kit
1812-145 CCTV Color Camera
1807-012 Handset Kit (surface mount only)
1830-310 TTY Add-on Factory Installed
1830-315 TTY Add-on Kit

Expansion Options

2358-010 Tracker Expansion Board
2351-080 Sgl Box¹ (1 board max)
2351-085 Sgl Box¹ + 1470-080 900 MHz RF Module
2351-082 QUAD Box¹ Pre-wired (4 boards max)
1 – Includes one (1) 2358-010 board and 16V, 40 VA transformer.

Expansion Option Wireless Kits

2333-080 Base Board Kit¹ 900 MHz
1470-080 Expansion Board Kit² 900 MHz
2332-080 Dual channel repeater 900 MHz
1 - One (1) base board kit is installed in the 1833 controller.
2 – Expansion board kit(s) are installed on each 2358 tracker board.

1514-079 900 MHz antenna extension kit
8064-046 Coax cable extension 13-ft (3.9m)
1514-028 Disk antenna 900 MHz
1514-019 Six-inch (152mm) antenna 900 MHz
1514-140 Wireless range test kit 900 MHz

Elevator Control

2348-040¹ Elevator control board + hardware
2348-080² Lockable enclosure
2348-081³ Lockable enclosure large
1 – Includes board and mounting hardware.
2 – Includes one (1) 2348-010 board. Room for two (2) boards' total.
3 – Includes one (1) 2340-010 board. Room for four (4) boards' total.

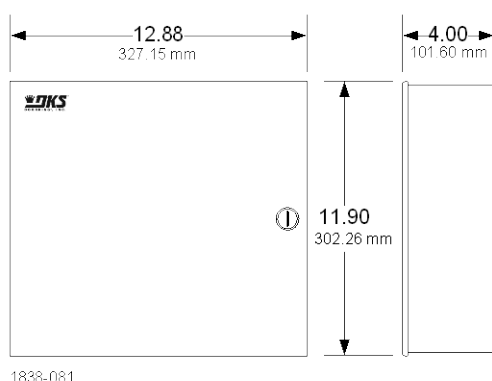
1838 Access Controller

Commercial

1838

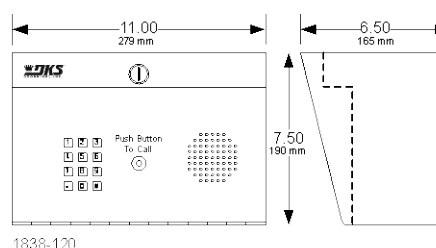
- Stores up to 3000 user names
- Programmable directory codes
- Built-in clock/calendar
- Voice communication capability
- Optional plug-in programming display
- Two (2) built-in relays control relays
- Two (2) 26-bit wiegand inputs
- Expandable to control up to 24 entrances
- 31 security (permission) levels
- 32 holiday schedules
- True anti-pass back features

Access Controller

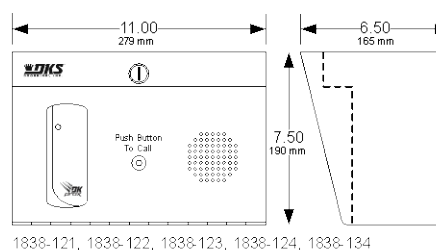


1838-081

Call Stations



1838-120



1838-121, 1838-122, 1838-123, 1838-124, 1838-134

| Model | User Names | Directory | Entry Codes ¹ | Device Codes ² | Relays | Auxiliary Inputs ³ | Expansion ⁴ | DKS Cloud Programming ⁵ | Elevator Control | Transaction Buffer |
|-------|------------|-----------|--------------------------|---------------------------|--------|-------------------------------|------------------------|------------------------------------|------------------|--------------------|
| 1838 | 3000 | N / A | 3000 | 8000 | 2 | 2 | 48 Max | Yes | Yes | 8000 |

1. Entry codes are four (4) digits only and are not the same as device codes. Entry codes grant access when entered on the entry system keypad (or secondary keypad) only.
2. Device codes refer to any five (5) digit 26-bit wiegand device used to access an entry point, such as cards, transmitters or PINs (Personal Identification Number). Five (5) digit device codes can also be used on the system keypad.
3. 1838 has two 26-bit wiegand inputs.
4. Up to 48 additional entry points can be controlled via card readers, AVID tag readers, RF receivers or digital keypads using wired tracker expansion boards. This is reduced to 24 if using wireless expansion.
5. DKS Cloud is included with connection service subscription plans. Programming with a dedicated PC is available using the Remote Account Manager software - available for free download at doorking.com.

1838 Access Controller

Commercial

1838 Access Controller

1838-081 Surface Mount

Service Connection Options

1800-080 Cellular Voice + Data¹

2334-080 VoIP – TCP/IP Control Box^{3,5}

1815-578 VoIP Adapter^{2,4}

1830-186 Plug & Play^{3,4} (Plug & Play)

1830-185 Network Adapter (Manual Setup)

1 – DKS Cellular subscription required. See Section D1.

2 – DKS VoIP subscription required. See Section D1.

3 – DKS VoIP or Data over IP subscription required. See Section D1.

4 – 1815-578 is required for voice, 1830-186 or 1830-185 is required for data

5 – Combines the 1815-578 and 1830-186 into a common housing with built-in ethernet switch.

Call Stations^{1, 2}

1838-120 Call station w/keypad

1838-121 Call Station w/ID Tech card reader

1838-122 Call station w/AWID card reader

1838-123 Call station w/HID card reader

1838-124 Call station w/DK Prox card reader

1838-134 Call Station w/DK ProxPlus card reader

1494-010 Microphone combiner³

1 – Provides voice communication via telephone communication.

2 – Requires active telephone line.

3 – Use if two call stations will share the same telephone line.

Accessories

1838-220 1 x 20 LCD Programming Display

1506-081 Secondary Keypad surface mount

1506-091 Secondary Keypad flush mount

1801-008 Backup Battery 12-Volt .8 Ah

Expansion Options

2358-010 Tracker Expansion Board

2351-080 Sgl Box¹ (1 board max)

2351-085 Sgl Box¹ + 1470-080 900 MHz RF Module

2351-082 QUAD Box¹ Pre-wired (4 boards max)

1 – Includes one (1) 2358-010 board and 16V, 40 VA transformer.

Expansion Option Wireless Kits

2333-080 Base Board Kit¹ 900 MHz

1470-080 Expansion Board Kit² 900 MHz

2332-080 Dual channel repeater 900 MHz

1 – One (1) base board kit is installed in the 1833 controller.

2 – Expansion board kit(s) are installed on each 2358 tracker board.

1514-079 900 MHz antenna extension kit

8064-046 Coax cable extension 13-ft (3.9m)

1514-028 Disk antenna 900 MHz

1514-019 Six-inch (152mm) antenna 900 MHz

1514-140 Wireless range test kit 900 MHz

Elevator Control

2348-040¹ Elevator control board + hardware

2348-080² Lockable enclosure

2348-081³ Lockable enclosure large

1 – Includes board and mounting hardware.

2 – Includes one (1) 2348-010 board. Room for two (2) boards' total.

3 – Includes one (1) 2340-010 board. Room for four (4) boards' total.

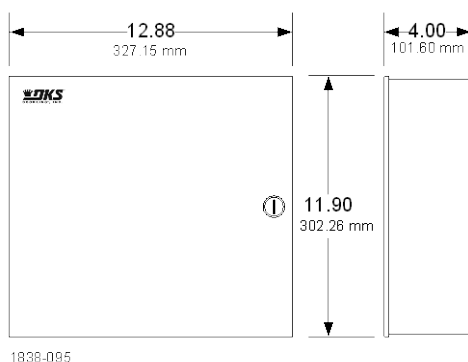
1838 Access Plus Controller

Residential, Commercial

1838 AP

- Stores up to 100 user names
- Programmable directory codes
- Built-in clock/calendar
- Voice communication capability
- Optional plug-in programming display
- Control up to 8 entry points
- IP Addressable
- PC Programmable
- 2-Digit directory codes
- 20-digit dialing
- Includes 16 VAC power transformer

AccessPlus Controller



| Model | Phone Numbers | Directory Names | Entry Codes ¹ | Device Codes ² | Relays | Auxiliary Inputs ³ | Expansion ⁴ | PC Programmable ⁵ | Temporary Codes | Holiday Schedules |
|---------|---------------|-----------------|--------------------------|---------------------------|--------|-------------------------------|------------------------|------------------------------|-----------------|-------------------|
| 1838 AP | 27 | N/A | 50 | 100 | 2 | 2 | 6 Max | Yes | 10 | Yes |

1. Entry codes are four (4) digits only and are not the same as device codes. Entry codes grant access when entered on the entry system keypad (or secondary keypad) only.
2. Device codes refer to any five (5) digit RS-485 device used to access an entry point, such as cards, transmitters or PINs (Personal Identification Number). Five (5) digit device codes can also be used on the system keypad.
3. 1838 AP uses a standard RS-485 data input.
4. Six (6) additional entry points can be controlled via RS-485 card readers, AVID tag readers, RF receivers or digital keypads.
5. AP Programming software available for free download at doorking.com.

1838 Access Plus Controller

Residential, Commercial

1838 Access Plus Controller

1838-095 Surface Mount

Service Connection Options

1800-081 Cellular Voice + Data¹

2334-081 VoIP – TCP/IP Control Box²

1815-578 VoIP Adapter²

1 – DKS Cellular subscription required. See Section D1.

2 – DKS VoIP or Data subscription required. See Section D1.

1838 Access Plus Expansion Options

2354-010 Conversion Board

1815-235 Conversion Board w/Enclosure

Converts 26-bit Wiegand to RS-485. Requires 12-16 VDC power.

1812-018 12-VDC, 1A Transformer

1200-080 Transformer Box

1816-083 Intercom Phone Expansion

The 1816-083 expands the “No Phone Line” telephone intercom interface on Access Plus systems from a single phone line up to 11 phone lines. The system can be further expanded to interface with up to a maximum of 23 phone lines.

RS-485 Card Readers (ACCESS PLUS ONLY)

1815-337 DK ProxPlus Secure

1815-332 DK Prox Reader

1815-232 ID Tech Reader

1815-233 AWID Reader

1815-234 HID Reader

RS-485 Keypads (ACCESS PLUS ONLY)

1513-081 Surface Mount

1513-082 Flush Mount

RS-485 RF Controls (ACCESS PLUS ONLY)

8053-080 MicroPlus Receiver

2108 / 2112 Series Video Entry Systems

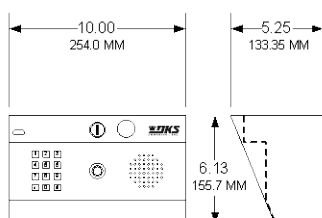
Residential

2108 / 2112

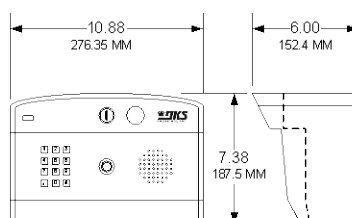
- Control up to three entry points
- Broadcast calling up to four phone numbers
- Internet or cellular connection
- Program from a laptop, tablet or smartphone
- All programming saved in the DKS Cloud

App

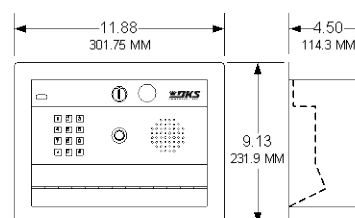
- DKS 2112 Resident app
- App available on App Store and Google Play
- Initiate video stream at any time from the app
- Activate door or gate from the app
- Check door/ gate status



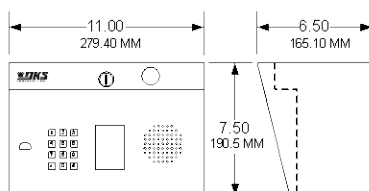
2112 Surface Mount



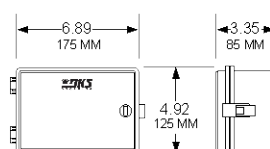
2112 Surface Mount Curved



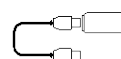
2112 Flush Mount



2108 Surface Mount



Cellular Kit External - use with
2108 / 2112 Surface Mount



Cellular Kit Internal - use with
2112 Surface Mount Curved Only

| Model ¹ | Phone Numbers ² | Directory Codes ³ | Entry Codes ⁴ | Relays | Auxiliary Inputs | IP Camera | Cloud Programming ⁵ | Do Not Call Schedule | Hold Open Schedules |
|--------------------|----------------------------|------------------------------|--------------------------|--------|------------------|-----------|--------------------------------|----------------------|---------------------|
| 2108 2112 | 40 | 10 | 500 | 3 | 0 | Yes | Yes | Yes | Yes |

1. The 2108 / 2112 must have an internet connection (wired or cellular) to operate. If using cellular for the 2108 surface mount, 2112 surface mount or 2112 flush mount, an external cellular kit is required (2112-152 or 2112-153). Standard residential package subscription is required (see Section C1, pages 10-11 for subscription rates). 2108 has a built-in paper directory for up to 10 residents.
2. Up to four (4) phone numbers per directory code.
3. 10 directory codes are available, meaning the 2100 series can be used for up to 10 residents. Directory codes can be set for one (1) to five (5) digits in length.
4. Entry codes can be set to four (4) digits or five (5) digits in length.
5. Program from a laptop, tablet, or smartphone.

2108 / 2112 Series Video Entry System

Residential

2108 Video Entry System

2108-090 Surface Mount¹

1 – If using cellular, external cellular kit is required.

2112 Video Entry System

2112-081 Surface Mount¹

2112-082 Surface Mount Curved

2112-083 Flush Mount¹

1 – If using cellular, external cellular kit is required.

Subscription Fees

Standard Residential Package monthly subscription fee is required for 2100 series systems to operate. See Section D1.

Subscription fee includes:

- VoIP for Voice Calling
- Video Calling (requires the DKS 2112 app on your smartphone)
- DKS Cloud database for programming and system management
- On command video monitoring (from your smartphone)
- Relay (door/gate) status (open – closed – held open)
- On command relay control (open – close – hold open)
- Scheduled relay control
- Entry code functions

Cellular Kits Internal

2112-150 Cellular Kit Internal T-Mobile^{1,2}

2112-151 Cellular Kit Internal AT&T^{1,2,3}

1 – Cellular add-on subscription required. See Section D1.

2 – Use with 2112 surface mount curved only.

3 – AT&T cellular service requires Minimum Build 32 (check your 2108 / 2112 online account event log – type “build” in the search bar).

Cellular Kits External

2112-152 Cellular Kit External T-Mobile^{1,2}

2112-153 Cellular Kit External AT&T^{1,2,3}

1 – Cellular add-on subscription required. See Section D1.

2 – Use with flush or surface mount units.

3 – AT&T cellular service requires Minimum Build 32 (check your 2108 / 2112 online account event log – type “build” in the search bar).

Upgrade Kits⁴

2112-581 Kit 1812 to 2112 Surface/Flush Mount^{1,2}

2112-582 Kit 1812 to 2112 Surface Mount Curved³

1 – Convert 1812 -081, 1812-089, 1812-090, 1812-092, 1812-097, 1812-098, 1812-099 to 2112.

2 – If using cellular, external cellular kit will be required.

3 – Convert 1812- 095, 1812-096 to 2112.

4 – The 2112 system does not have any expansion capabilities. Be aware of this if converting an 1812 Access Plus system to a 2112 system.

Transformer / Power Supply

1804-060 Transformer 16 VAC, 20 VA¹

1200-080 Transformer Box

1 – Transformer is included with the 2108 / 2112.

2132 / 2137 Video Entry / Access Control Systems (Coming Soon)

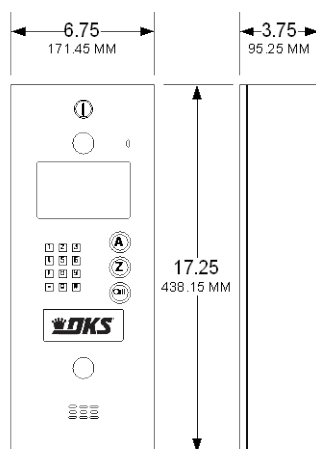
Commercial

2132 / 2137

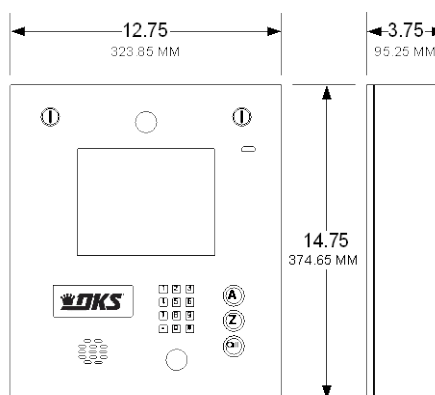
- Three entry points, expandable to 97
- POE ++ (Type 3) or 12 VDC Supply (included)
- Internet or cellular connection
- Program from a laptop, tablet or smartphone
- Geo Fencing*

App

- DKS Community app
- App available on App Store and Google Play
- Initiate video stream at any time from the app
- Activate door or gate from the app
- Check door/ gate status



2132
Surface, Flush or Wall Mount



2137
Surface, Flush or Wall Mount

| Model ¹ | Users | Device Codes ² | Entry Codes ³ | Internal Relays | Wiegand Inputs ⁴ | IP Camera | Cloud Programming ⁵ | Visitor Management ⁶ | Elevator Control ⁷ |
|--------------------|--------|---------------------------|--------------------------|-----------------|-----------------------------|-----------|--------------------------------|---------------------------------|-------------------------------|
| 2132 2137 | 10,000 | 40,000 | 40,000 | 3 | 2 | Yes | Yes | Yes | Yes |

1. The 2132 / 2137 must have an internet connection (wired or cellular) to operate. DKS Cloud subscription is required. If using a cellular connection with a system that is Flush mounted, an external cellular antenna will be required.
2. Up to four (4) device codes per user (Ex: 1,000 users = 4,000 device codes)
3. Entry codes can be set to four (4) digits or five (5) digits in length.
4. Two 26-bit Wiegand inputs, expandable to 97 wired devices or 48 wireless devices. Expansion requires Tracker expansion boards (2358-010).
5. Program from a laptop, tablet, or smartphone.
6. Scheduled or one-time. Guest keypad codes.
7. Up to eight (8) elevators; 64 floors each elevator.

*Geo Fencing

When enabled, the Geo Fencing feature allows managers to limit door/gate operation from the app from 0.1 up to 99.9 miles. If the user is further away from the door/gate than the distance set, they will not be able to activate (open) it.

2132 / 2137 Video Entry / Access Control System (Coming Soon)

Commercial

2132 Video Entry / Access Control System

2132-xxx Surface Mount

2137 Video Entry / Access Control System

2137-xxx Surface Mount

DKS Cloud Subscription

Ethernet

Cellular

Monthly base subscription includes voice calls, video calls and app access. There is also a per unit charge that is dependent on the number of units served.

2132 Mounting Accessories

2132-205 Flush Mount Stainless Steel Trim Ring

2132-206 Flush Mount Rough-In Box

2132-207 Surface Mount Stainless Steel Hood (12 ga)¹

2132-208 Surface Mount Black Hood (12 ga)

2132-111 Post Mount Adapter Kit

1 – Recommended for corrosive environments such as coastal areas.

2137 Mounting Accessories

1814-180 Stainless Steel Hood (12 ga)¹

1814-185 Black Hood (12 ga)

1814-200 Flush Kit (Rough-in box + trim ring)

1 – Recommended for corrosive environments such as coastal areas.

Expansion Options

2358-010 Tracker Expansion Board

2351-080 Sgl Box¹ (1 board max)

2351-085 Sgl Box¹ + 1470-080 900 MHz RF Module

2351-082 QUAD Box¹ Pre-wired (4 boards max)

1 – Includes one (1) 2358-010 board and 16V, 40 VA transformer.

Expansion Option Wireless Kits

1984-010 Wireless Wiegand Baseboard 900 MHz

This baseboard is installed on the 2100 series entry system control board and provides a wireless connection to 2358 tracker expansion boards.

1514-079 900 MHz antenna extension kit

1514-140 Wireless range test kit 900 MHz

Elevator Control

2348-040¹ Elevator control board + hardware

2348-080² Lockable enclosure

2348-081³ Lockable enclosure large

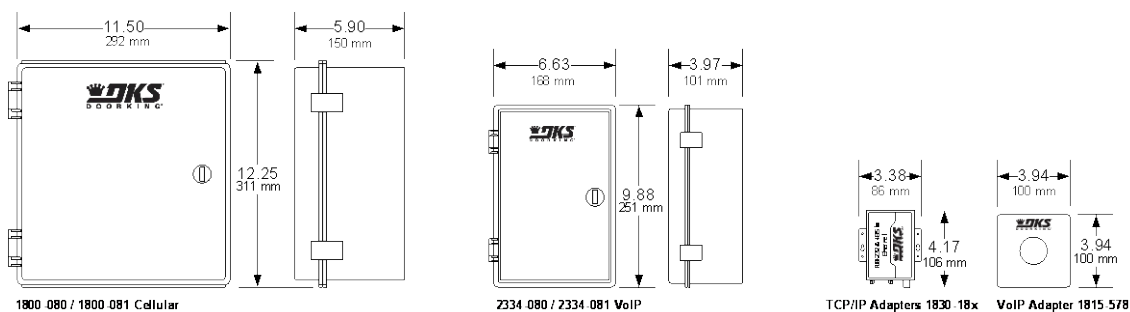
1 – Includes board and mounting hardware.

2 – Includes one (1) 2348-010 board. Room for two (2) boards' total.

3 – Includes one (1) 2340-010 board. Room for four (4) boards' total.

Connection Options

Cellular, TCP/IP Network, VoIP



DKS Cloud is included with connection service subscription plans which allow programming from a laptop, tablet or smartphone. Programming with a dedicated PC is also available using the Remote Account Manager software - available for free download at doorking.com.

Cellular¹

1800-080 Voice + Data

1800-081 Voice + Data (AP models only)

1. Cellular subscription required. See Section D1.

VoIP – TCP/IP Control box¹

2334-080 VoIP – TCP/IP Control Box²

2334-081 VoIP – TCP/IP Control Box³

1. DKS VoIP or Data subscription required. See Section D1.

2. Use with 1830 Series systems only.

IMPORTANT! The 1830 circuit board MUST be Revision Z or higher, otherwise this product will not work.

3. Use with Access Plus systems only.

Accessories¹

1514-014 Long Range Antenna 4GLTE

1 – 1800-080 and 1800-081 only.

TCP/IP Network Adapters

1830-185 (Manual setup)

1830-186¹ (Plug & Play)

1. DKS VoIP or Data over IP subscription required. See Section D1.

VoIP Adapter

1815-578¹

1. DKS VoIP subscription required. See Section D1.

Programming Only (No Voice) Connection Options¹

1508-055 RS232 to RS422 Conversion Kit

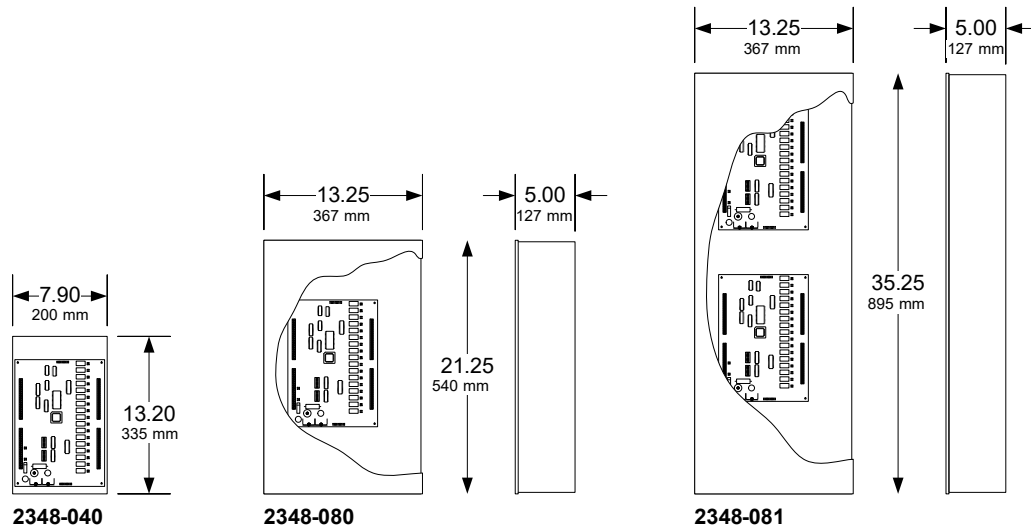
1815-037 USB to RS232 Adapter

1818-040 RS232 Connecting Cable 6-ft (1.8m)

1 – These options are used with a dedicated PC connected directly to the entry system control board. Programming with a dedicated PC is available using the Remote Account Manager software - available for free download at doorking.com.

Model 2348

Elevator Control



Elevator Control Board

2348-040

- Includes mounting hardware.

Enclosures¹

2348-080

- Maximum two (2) 2348 boards.

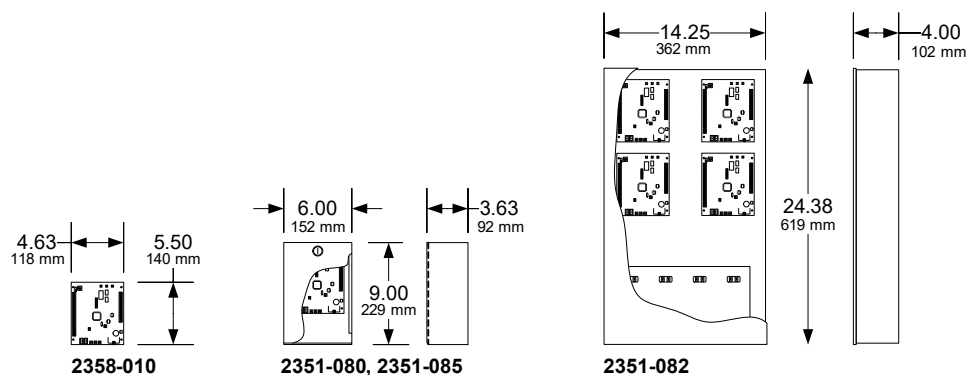
2348-081

- Maximum four (4) 2348 boards.

1. Includes one (1) 2348 control board and power transformer.

Expansion Boards

Tracker Expansion Boards



Tracker Expansion Board

2358-010

Enclosures

2351-080

- Includes one (1) 2358-010 board and 16V, 20 VA transformer.

2351-085

- Includes one (1) 2358-010 board, 1470-080 RF Module, 900 MHz and 16V, 20 VA transformer.

2351-082

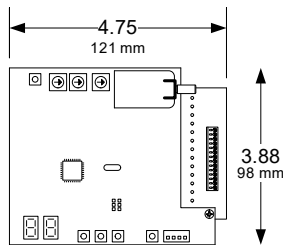
- Includes one (1) 2358-010 board and 16V, 40 VA transformer.
- Can hold a maximum four (4) 2358-010 boards.
- Pre-wired.

Wireless Kits

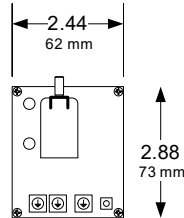
Tracker Expansion Board Wireless Kits

900 MHz

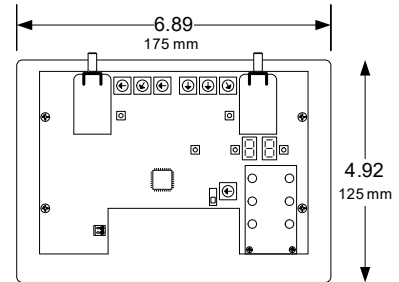
IMPORTANT! 900 MHz wireless expansion can only be used with 2358 expansion boards, REV N or higher.



2333-080 Baseboard



1470-080 Expansion



2332-080 Repeater

Baseboard Kit (80/90 Series Systems Only)

2333-080 900 MHz

- Plugs into the 1830 series control board.
- Includes antenna kit and vandal resistant disk antenna.

Expansion Board Kit (2358 Tracker Boards Only)

1470-080 900 MHz

- Plugs into the 2358 expansion board.
- Includes 6-inch and vandal resistant disk antenna.

Dual Channel Repeater

2332-080 900 MHz

- Extends the range when multiple 1470 or 1489 kits are in use.

Accessories

1514-079 Antenna Kit 900 MHz

- Includes 6-inch antenna, mounting bracket and 13-foot cable.

8064-046 Extension Cable

Antennas

1514-019 6-inch Antenna 900 MHz

1514-028 Disk Antenna 900 MHz

Field Range Test Kit

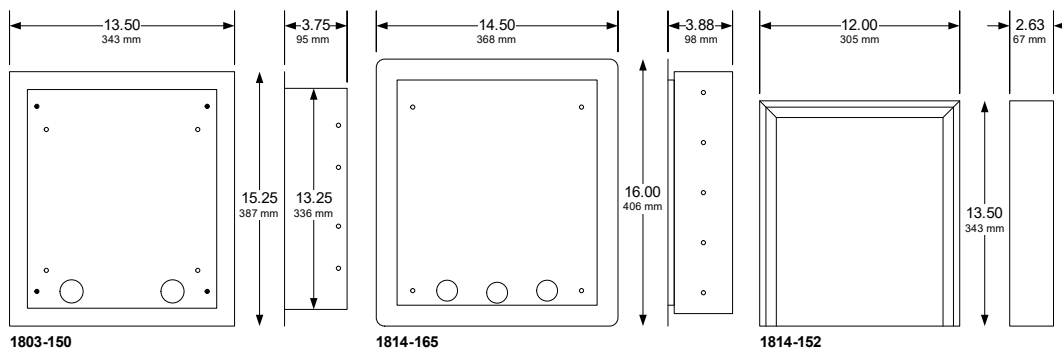
1514-140 900 MHz

- Use to verify a good wireless connection between base and remote stations.

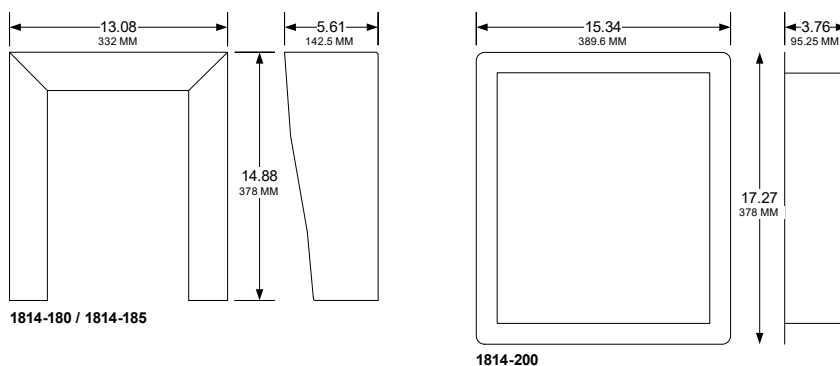
Mounting Kits

Entry System Mounting Kits

Use with 1810 and 1833, 1834, 1835, 1837 - 80 Series only



Use with 1834, 1835, 1837 - 90 Series only and 2137



80 Series Only

Surface Mount Recess Kit - Black

1803-150

- Use with surface mount 1810, 1833, 1834, 1835 and 1837 80 Series only.

Flush Kit Stainless Steel

1814-165

- Use with flush mount 1810, 1833, 1834, 1835 and 1837 80 Series only.

Surface Mount Adapter for Flush Units

1814-152

- Allows a flush mount unit to be mounted directly to a flat surface. Indoor use only.
- Use with flush mount 1810, 1833, 1834, 1835 and 1837 80 Series only.

90 Series and 2137 Only

Hood – Stainless Steel

1814-180

- Use with 1834-090, 1835-090, 1837-090 and 2137 systems only.

Hood – Black

1814-185

- Use with 1834-090, 1835-090, 1837-090 and 2137 systems only.

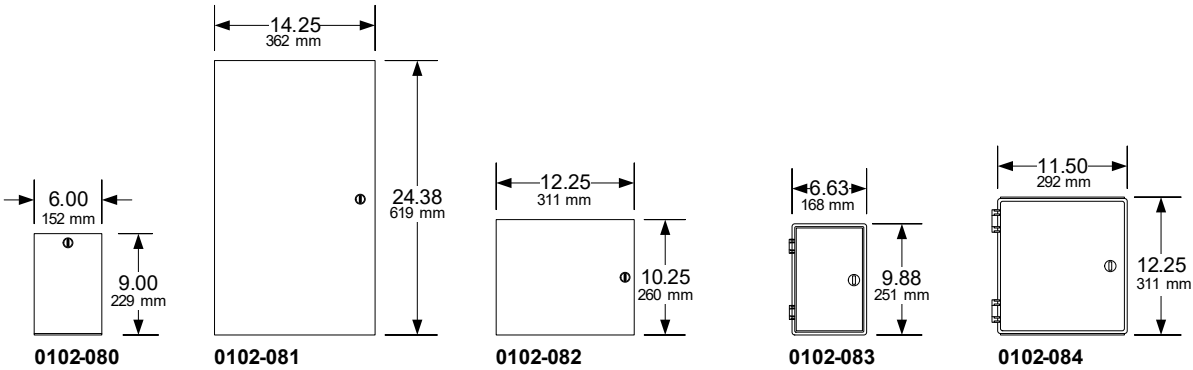
Flush Kit Stainless Steel (rough-in box + trim ring)

1814-200

- Use with 1834-090, 1835-090, 1837-090 and 2137 systems only.

General Purpose Utility Enclosures

Telephone Entry System Accessories



General purpose enclosures have no power receptacles or terminal strips, carry no warranty and are not listed.

0102-080 Small lockable metal enclosure
0102-081 Large lockable metal enclosure
0102-082 Medium lockable metal enclosure
0102-083 Small lockable plastic enclosure
0102-084 Medium lockable plastic enclosure

| Part Number | Height | Width | Depth | Material | Lockable |
|-------------|------------------|------------------|-----------------|----------|----------|
| 0102-080 | 9.00 (229mm) | 6.00 (152mm) | 3.63 (92mm) | Metal | Yes |
| 0102-081 | 24.38 (619mm) | 14.25 (362mm) | 4.00 (102mm) | Metal | Yes |
| 0102-082 | 10.25 (260mm) | 12.25 (311mm) | 4.25 (108mm) | Metal | Yes |
| 0102-083 | 9.88 (251mm) | 6.63 (168mm) | 4.00 (102mm) | Plastic | Yes |
| 0102-084 | 12.25 (311mm) | 11.50 (292mm) | 6.00 (152mm) | Plastic | Yes |

Accessories

Handset Kits, Isolation Transformers, Miscellaneous, CCTV Camera Kits

Handset Conversion Kit

1807-012

Handset, adapter, hanger and speaker cover

Replacement Handset

1807-006

Isolation Transformers

1830-140 16V (363ma)

Use with 1802, 1808, 1810, 1812 Plus & AP Systems

1830-141 24V (500ma)

Use with 1812 Classic

1830-142 16V (727ma)

Use with 1834, 1835, 1837

Miscellaneous

1506-081 Secondary Keypad surface mount

1506-091 Secondary Keypad flush mount

1801-008 Backup Battery 12-Volt .8 AH

1804-193 External Speaker

Use in high noise areas

2600-584 Heater Kit

2600-588 Heater Kit

2600-582 LCD Heater Kit

1816-070 Line Sense Relay

CCTV Camera Kit – High Resolution

1812-145

High resolution color camera kit (camera, mounting bracket, wire harness, power supply)

Use this camera with the following models:

1802-082, 1802-089, 1802-090, 1802-091, 1802-092

1808-081, 1808-082, 1808-083, 1808-084, 1808-085

1810-084, 1810-090, 1810-096

1812-088, 1812-093, 1812-094

1833-080, 1833-084

1834-084, 1834-089

1835-084, 1835-089

1837-080, 1837-084, 1837-089

1838-120, 1838-021, 1838-122, 1838-123, 1838-124

CCTV Camera Kit – High Resolution

1812-147

High resolution color camera kit (camera, mounting bracket, wire harness, power supply)

Use this camera with the following models:

1810-080, 1810-088, 1810-095

1812-081, 1812-087, 1812-089, 1812-090, 1812-091, 1812-092, 1812-095, 1812-096, 1812-097, 1812-098, 1812-099

1815-247, 1815-248, 1815-249, 1815-250, 1815-251

1834-080, 1834-090

1835-080, 1835-090

1837-090

Video Adapter

1812-039

Converts coax to twisted pair for wire runs of up to 3000-ft (B/W) or 1600-ft (color), two required

Replacement Components

Electronic Components

Circuit Boards

1800-009

Use with 1800-081 only (Access Plus Cellular)

1800-010

Use with 1800-080 only (Voice + Data Cellular)

1862-010

Use with 1802, 1802-EPD, 1808, 1810, 1819

1863-010

Use with all "P" series lobby panels

1871-010

Use with 1812 Classic only

1971-010

Use with 1812 Plus only

1885-010

Use with 1816 and 1820 only

1833-010

Use with 1833 only

1834-010

Use with 1834-080 and 1834-084 only

1834-009

Use with 1834-089 and 1834-090 only

1835-010

Use with 1835-080 and 1835-084 only

1835-009

Use with 1835-089 and 1835-090 only

1837-010

Use with 1837 only

1838-010

Use with 1838 only

1970-010

Use with 1802 AP, 1808 AP, 1810 AP, 1812 AP, 1838 AP

Keypads

1895-017

Keypad no letters

1895-019

Keypad 10-pin

1804-038

Ribbon cable for 1895-016 & 1895-017

1804-155

Keypad (no letters) & ribbon cable

1804-156

Keypad (with letters) & ribbon cable

1895-023

Keypad, white back lighted

1895-032

Keypad, green back lighted

1895-060

Lighted keypad-green, A-Z-CALL button retrofit kit

1804-158

Lighted keypad-green, retrofit kit

LCD Displays

1891-010 Single-Line 20 Character

Use with 1834, 1835

1896-012 Eight-Line 20 Character

Use with 1837 only

1890-010 Single-Line 8 Character

Use with 1802, 1803 and 1810

1902-010 Single-Line 16 Character

Use with 1802 EPD only

Miscellaneous

1998-020

Replacement microphone kit

1998-010

Replacement microphone board

1997-190

Microphone wire harness for 1998-010 only

1804-290

5-watt speaker (square)

1817-190

Oval speaker

LED Light Kits

1804-700

Use with 1810 surface mount

1804-701

Use with 1802

1804-702

Use with 1808, 1834, 1835 surface mount

1804-703

Use with 1710 directory

1804-704

Use with 1812

1804-707

Use with 1810 flush mount

Blank Page