

MODEL 9000 POST MOUNT KIT

DoorKing Part Number

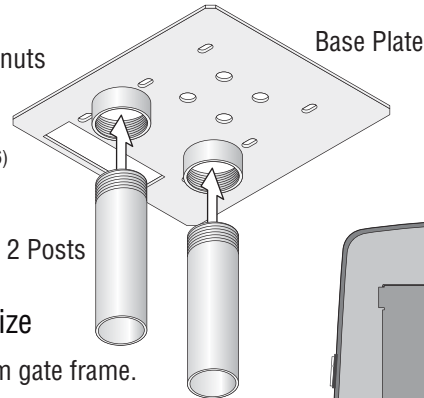
9000-015

This kit is designed for the model 9000 slide gate operator only. Screw the posts into the base plate. Base plate mounts directly into a poured concrete foundation. It is recommended running all conduit inside the posts but flexible conduit can be run after the operator has been installed (See below).

Kit includes:

- 6 - bolts, lockwashers and nuts
- 12 - washers

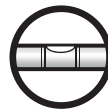
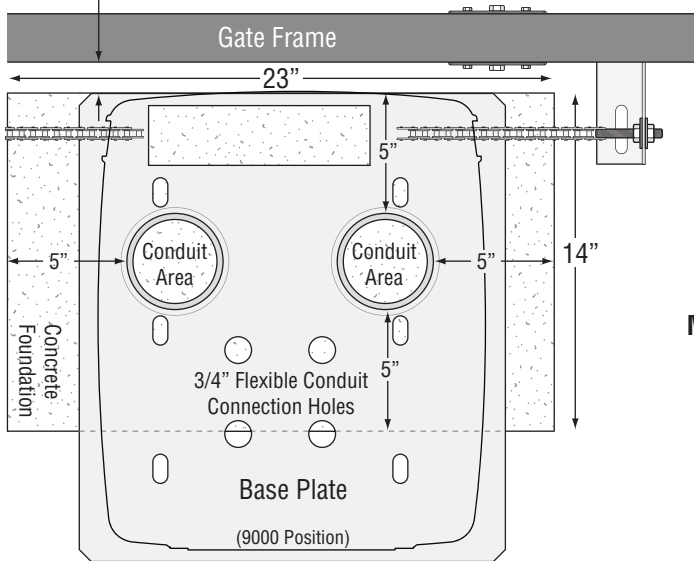
(Hardware Connection Configuration x 6)



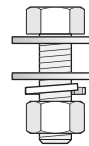
Installation

14" x 23" Minimum Concrete Foundation Size

Base plate must be 1" minimum away from gate frame.

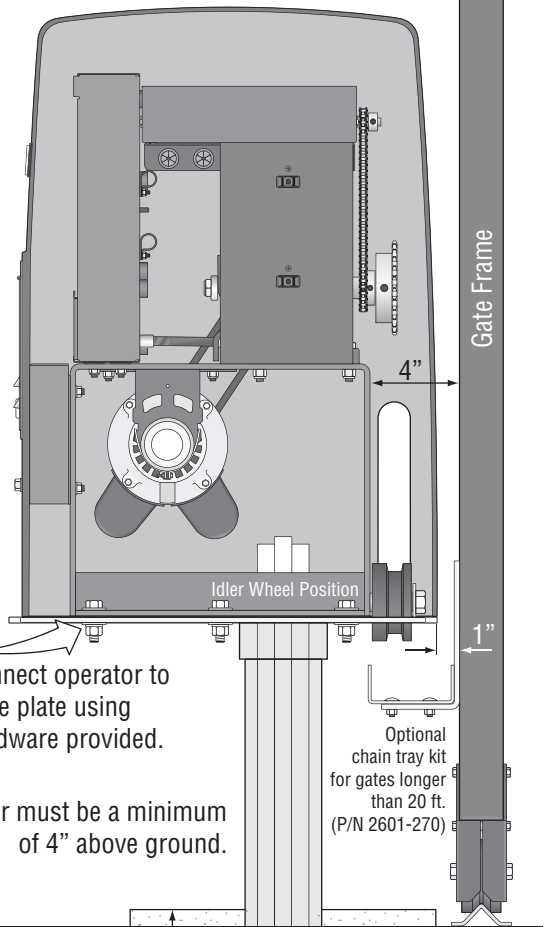


Base plate **MUST** be level!



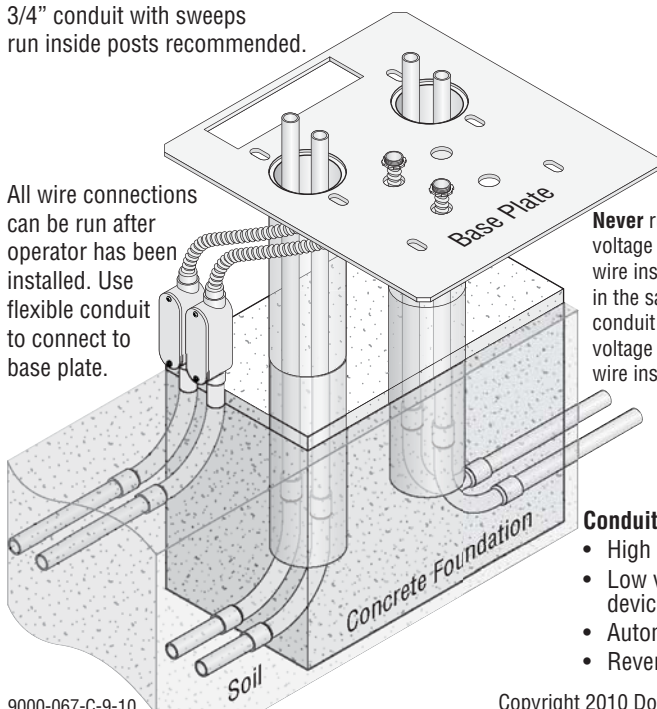
Connect operator to base plate using hardware provided.

Operator must be a minimum of 4" above ground.



3/4" conduit with sweeps run inside posts recommended.

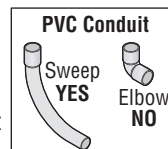
All wire connections can be run after operator has been installed. Use flexible conduit to connect to base plate.



Never run low voltage rated wire insulation in the same conduit as high voltage rated wire insulation.

Conduit suggestions:

- High voltage AC conduit
- Low voltage access control device conduit
- Automatic exit loop conduit
- Reverse loop conduit



Underground depth of the concrete foundation is determined by soil conditions and local building codes, 18" minimum depth. Reinforced concrete recommended.

